

AUSTRIA CECE HTX(EUR)

ISIN: AT0000726435 WKN: -

Overview

2024/06/21 17:45:00

Price

5,574.52 EURDifference  -0.03% (-1.87)



General attributes

ISIN	AT0000726435
Symbol	-
Country	Hungary
Instruments in index	8
Type of index	Price Index
Security type	Index


Market data

Open	5,572.46 EUR
High	5,588.99 EUR
Low	5,557.10 EUR
Close (prev. day)	5,576.39 EUR
Trading volume (m)	-
Volume (pcs)	-

Top 5

Name 	Price	+ - (%)	Trend 
MASTERPLAS...	3,090.00	+1.64	
ANY SECURI...	4,250.00	+0.71	
OPUS GLOBA...	425.00	+0.35	
MOL HUNGAR...	2,850.00	+0.35	
OTP BANK P...	17,640.00	+0.23	

Flop 5

Name 	Price	+ - (%)	Trend 
MAGYAR TEL...	1,052.00	-0.57	
RICHTER GE...	9,300.00	-0.37	

5Y














Information about previous performance does not guarantee future performance.

Source: FactSet

Recent research

on market

Date	Headline	Download 
2024/06/18	 Smaller room for further easing in 2H 2024	
2024/06/18	 Cautious move from MNB but what is next?	
2024/06/18	 Time to spend or to save? Households' situation af...	
2024/06/17	 The last cut in Hungary for the time being	
2024/06/13	 Hungary Gradual recovery to continue amid persis...	

Futures and Options

Related Futures -

Related Options -

Details

2024/06/21 17:45:00

Price

5,574.52 EUR

Difference

**-0.03%** (-1.87)

General attributes

ISIN AT0000726435

Symbol -

Country Hungary

Security type Index

Instruments in index 8

Market data

Open 5,572.46 EUR

High 5,588.99 EUR

Low 5,557.10 EUR

Close (prev. day) 5,576.39 EUR

Trading volume (m) -

Volume (pcs) -

Performance and Risk

	6m	1Y	3Y
Perf (%)	+10.38%	+34.57%	+25.23%
Perf (abs.)	+524.17	+1,431.95	+1,123.00
Beta	-	-	-
Volatility	13.95	15.67	24.48



Information about previous performance does not guarantee future performance.

Source: FactSet

Price data

Ø price 5 days Ø volume 5 days (pcs.)	5,554.67 EUR (0)
Ø price 30 days Ø volume 30 days (pcs.)	5,598.03 EUR (0)
Ø price 100 days Ø volume 100 days (pcs.)	5,490.23 EUR (0)
Ø price 250 days Ø volume 250 days (pcs.)	5,054.90 EUR (0)
YTD High date	5,748.23 EUR (2024/05/14)
YTD Low date	5,049.03 EUR (2024/01/02)
52 Weeks High date	5,748.23 EUR (2024/05/14)
52 Weeks Low date	3,942.27 EUR (2023/07/07)

Composition

Name  ISIN	Price	Diff %  Diff +/-	Performance 	Date Time	Turnover Pc.  Turnover Money 
4IG NYILVANOSAN MUKODO RE... HU0000167788	784.00	0.00% 0.00		24/06/21 17:20:00	6,672 5,247,670.00
ANY SECURITY PRINTING COM... HU0000093257	4,250.00	0.71% 30.00		24/06/21 17:20:00	3,980 16,911,200.00
MAGYAR TELEKOM TELECOMMUN... HU0000073507	1,052.00	-0.57% -6.00		24/06/21 17:20:00	7,026,141 7,436,255,074.00
MASTERPLAST SHARE HUF100 HU0000093943	3,090.00	1.64% 50.00		24/06/21 17:20:00	10,000 30,781,400.00
MOL HUNGARIAN OIL & GAS P... HU0000153937	2,850.00	0.35% 10.00		24/06/21 17:20:00	1,905,583 5,429,907,728.00
OPUS GLOBAL NYRT HU0000110226	425.00	0.35% 1.50		24/06/21 17:20:00	221,967 94,189,925.00
OTP BANK PLC HU0000061726	17,640.00	0.23% 40.00		24/06/21 17:20:00	541,397 9,557,625,505.00
RICHTER GEDEON VEGYESZETI... HU0000123096	9,300.00	-0.37% -35.00		24/06/21 17:20:00	302,246 2,812,088,345.00