

AUSTRIA CECE HTX(EUR)

ISIN: **AT0000726435** WKN: -

Overview

2024/05/09 17:45:00

Price

5,684.40 EURDifference  0.51% (28.82)

General attributes

ISIN AT0000726435

Symbol -

Country Hungary

Instruments in index 8

Type of index Price Index

Security type Index

Market data

Open 5,655.37 EUR

High 5,713.46 EUR








Low 5,637.00 EUR

Close (prev. day) 5,655.58 EUR

Trading volume (m) -

Volume (pcs) -

Top 5

Name 	Price	+ - (%)	Trend 
MAGYAR TEL...	935.00	+2.07	
ANY SECURI...	3,700.00	+1.37	
OPUS GLOBA...	378.50	+0.66	
OTP BANK P...	18,400.00	+0.35	
RICHTER GE...	9,570.00	+0.21	

Intraday 1W 1M 6m 1Y 3Y

Flop 5

Name 	Price	+ - (%)	Trend 
MOL HUNGAR...	3,040.00	-0.78	











5Y



Information about previous performance does not guarantee future performance.

Source: FactSet

Recent research

on market		
Date	Headline	Download
2024/05/08	 Industry plummeted by 2.8% y/y in March	
2024/05/07	 Corporate Credit Monitor CEE	
2024/05/07	 Massive surprise to the upside	
2024/05/06	 Unfavorable factors behind the shiny figure	
2024/05/06	 Mixed data on retail sales and industrial output	

Intraday 1W 1M 6m 1Y 3Y

Futures and Options

Related Futures -

Related Options -

Details

2024/05/09 17:45:00

Price

5,684.40 EUR

Difference



0.51% (28.82)

General attributes

ISIN AT0000726435

Symbol -

Country Hungary

Security type Index

Instruments in index 8

Market data

Open 5,655.37 EUR

High 5,713.46 EUR

Low 5,637.00 EUR

Close (prev. day) 5,655.58 EUR

Trading volume (m) -

Volume (pcs) -

Performance and Risk

	6m	1Y	3Y
Perf (%)	+15.55%	+42.78%	+37.30%
Perf (abs.)	+765.15	+1,703.27	+1,544.30
Beta	-	-	-
Volatility	14.62	15.46	24.52



Information about previous performance does not guarantee future performance.
Source: FactSet

Price data

Ø price 5 days Ø volume 5 days (pcs.)	5,639.05 EUR (0)
Ø price 30 days Ø volume 30 days (pcs.)	5,504.11 EUR (0)
Ø price 100 days Ø volume 100 days (pcs.)	5,385.76 EUR (0)
Ø price 250 days Ø volume 250 days (pcs.)	4,865.35 EUR (0)
YTD High date	5,713.46 EUR (2024/05/09)
YTD Low date	5,049.03 EUR (2024/01/02)
52 Weeks High date	5,713.46 EUR (2024/05/09)
52 Weeks Low date	3,865.99 EUR (2023/05/19)

Composition

Name  ISIN	Price	Diff %  Diff +/-	Performance 	Date Time	Turnover Pc.  Turnover Money 
4IG NYILVANOSAN MUKODO RE... HU0000167788	805.00	0.00% 0.00		24/05/09 17:20:01	38,155 30,570,054.00
ANY SECURITY PRINTING COM... HU0000093257	3,700.00	1.37% 50.00		24/05/09 17:20:00	2,158 7,967,070.00
MAGYAR TELEKOM TELECOMMUN... HU0000073507	935.00	2.07% 19.00		24/05/09 17:19:59	1,190,007 1,104,124,090.00
MASTERPLAST SHARE HUF100 HU0000093943	2,870.00	0.00% 0.00		24/05/09 17:20:00	5,221 15,057,140.00
MOL HUNGARIAN OIL & GAS P... HU0000153937	3,040.00	-0.78% -24.00		24/05/09 17:20:00	579,706 1,764,902,734.00
OPUS GLOBAL NYRT HU0000110226	378.50	0.66% 2.50		24/05/09 17:20:01	137,796 52,488,469.00
OTP BANK PLC HU0000061726	18,400.00	0.35% 65.00		24/05/09 17:20:01	438,638 8,076,474,615.00
RICHTER GEDEON VEGYESZETI... HU0000123096	9,570.00	0.21% 20.00		24/05/09 17:20:01	297,486 2,848,412,595.00