

## AUSTRIA CECE HTX(EUR)

ISIN: AT0000726435 WKN: -

## Overview

2024/05/07 17:45:00

Price

**5,643.92** EURDifference  0.29% (16.54)








## General attributes

ISIN	AT0000726435
Symbol	-
Country	Hungary
Instruments in index	8
Type of index	Price Index
Security type	Index

## Market data





Open	5,628.90 EUR
High	5,643.92 EUR
Low	5,613.88 EUR
Close (prev. day)	5,627.38 EUR
Trading volume (m)	-
Volume (pcs)	-

## Top 5

Name 	Price	+ - (%)	Trend 
RICHTER GE...	9,475.00	+1.39	
OTP BANK P...	18,600.00	+0.84	
OPUS GLOBA...	382.00	+0.53	
ANY SECURI...	3,660.00	+0.27	
4IG NYILVA...	805.00	+0.12	

Intraday **1W** 1M 6m 1Y 3Y

## Flop 5

Name 	Price	+ - (%)	Trend 
MASTERPLAS...	2,880.00	-0.69	
MOL HUNGAR...	3,000.00	-0.66	











5Y



Information about previous performance does not guarantee future performance.

Source: FactSet

## Recent research

on market		
Date	Headline	Download
2024/05/07	 Corporate Credit Monitor CEE	
2024/05/07	 Massive surprise to the upside	
2024/05/06	 Unfavorable factors behind the shiny figure	
2024/05/06	 Mixed data on retail sales and industrial output	
2024/04/30	 Economy revived in the first quarter	

MAGYAR TEL... 922.00 -0.54 

Intraday 1W 1M 6m 1Y 3Y

**Futures and Options**

Related Futures -

Related Options -

## Details

2024/05/07 17:45:00

Price

**5,643.92** EUR

Difference



0.29% (16.54)

## General attributes

ISIN AT0000726435

Symbol -

Country Hungary

Security type Index

Instruments in index 8

## Market data

Open 5,628.90 EUR

High 5,643.92 EUR

Low 5,613.88 EUR

Close (prev. day) 5,627.38 EUR

Trading volume (m) -

Volume (pcs) -

## Performance and Risk

	6m	1Y	3Y
Perf (%)	+14.97%	+41.98%	+36.32%
Perf (abs.)	+734.84	+1,668.90	+1,503.82
Beta	-	-	-
Volatility	14.61	15.46	24.55



Information about previous performance does not guarantee future performance.  
Source: FactSet

## Price data

Ø price 5 days   Ø volume 5 days (pcs.)	5,609.71 EUR (0)
Ø price 30 days   Ø volume 30 days (pcs.)	5,480.01 EUR (0)
Ø price 100 days   Ø volume 100 days (pcs.)	5,372.57 EUR (0)
Ø price 250 days   Ø volume 250 days (pcs.)	4,850.97 EUR (0)
YTD High   date	5,643.92 EUR (2024/05/07)
YTD Low   date	5,049.03 EUR (2024/01/02)
52 Weeks High   date	5,643.92 EUR (2024/05/07)
52 Weeks Low   date	3,865.99 EUR (2023/05/19)

## Composition

Name  ISIN	Price	Diff %  Diff +/-	Performance 	Date Time	Turnover Pc.  Turnover Money 
4IG NYILVANOSAN MUKODO RE... HU0000167788	805.00	0.12% 1.00		24/05/07 17:19:59	72,388 58,100,334.00
ANY SECURITY PRINTING COM... HU0000093257	3,660.00	0.27% 10.00		24/05/07 17:20:00	1,977 7,242,850.00
MAGYAR TELEKOM TELECOMMUN... HU0000073507	922.00	-0.54% -5.00		24/05/07 17:20:00	106,165 97,941,364.00
MASTERPLAST SHARE HUF100 HU0000093943	2,880.00	-0.69% -20.00		24/05/07 17:20:00	1,426 4,128,930.00
MOL HUNGARIAN OIL & GAS P... HU0000153937	3,000.00	-0.66% -20.00		24/05/07 17:19:59	718,835 2,160,673,152.00
OPUS GLOBAL NYRT HU0000110226	382.00	0.53% 2.00		24/05/07 17:20:00	240,640 91,385,706.00
OTP BANK PLC HU0000061726	18,600.00	0.84% 155.00		24/05/07 17:20:00	562,704 10,418,332,500.00
RICHTER GEDEON VEGYESZETI... HU0000123096	9,475.00	1.39% 130.00		24/05/07 17:19:59	180,044 1,702,940,630.00