

AUSTRIA CECE HTX(EUR)

ISIN: AT0000726435 WKN: -

Overview

2024/05/03 17:45:00

Price

5,583.99 EURDifference  0.01% (0.45)

General attributes

ISIN AT0000726435

Symbol -

Country Hungary

Instruments in index 8

Type of index Price Index

Security type Index

Market data

Open 5,587.48 EUR

High 5,604.95 EUR

Low 5,573.35 EUR

Close (prev. day) 5,583.54 EUR

Trading volume (m) -



Volume (pcs) -

Top 5

Name 	Price	+ - (%)	Trend 
OPUS GLOBA...	372.50	+2.90	
4IG NYILVA...	805.00	+0.75	
RICHTER GE...	9,335.00	+0.65	
ANY SECURI...	3,690.00	+0.54	

Intraday **1W** 1M 6m 1Y 3Y

Flop 5

Name 	Price	+ - (%)	Trend 
MAGYAR TEL...	925.00	-0.86	
OTP BANK P...	18,085.00	-0.77	
MASTERPLAS...	2,910.00	-0.68	
MOL HUNGAR...	3,022.00	-0.13	

Intraday **1W** 1M 6m 1Y 3Y







5Y



Information about previous performance does not guarantee future performance.

Source: FactSet

Recent research

on market		
Date	Headline	Download
2024/04/30	 Economy revived in the first quarter	
2024/04/29	 Focus on GDP data and central bank meeting in Czec...	
2024/04/23	 MNB slowed the pace of rate cuts in April	
2024/04/23	 As it was promised: MNB reduced the pace	
2024/04/23	 CEE Special Report Strong growth in CEE economie...	

Futures and Options

Related Futures -

Related Options -

Details

2024/05/03 17:45:00

Price

5,583.99 EUR

Difference



0.01% (0.45)

General attributes

ISIN AT0000726435

Symbol -

Country Hungary

Security type Index

Instruments in index 8

Market data

Open 5,587.48 EUR

High 5,604.95 EUR

Low 5,573.35 EUR

Close (prev. day) 5,583.54 EUR

Trading volume (m) -

Volume (pcs) -

Performance and Risk

	6m	1Y	3Y
Perf (%)	+14.17%	+41.83%	+38.52%
Perf (abs.)	+693.17	+1,646.98	+1,552.93
Beta	-	-	-
Volatility	14.58	15.45	24.52



Information about previous performance does not guarantee future performance.

Source: FactSet

Price data

Ø price 5 days Ø volume 5 days (pcs.)	5,571.93 EUR (0)
Ø price 30 days Ø volume 30 days (pcs.)	5,455.58 EUR (0)
Ø price 100 days Ø volume 100 days (pcs.)	5,359.71 EUR (0)
Ø price 250 days Ø volume 250 days (pcs.)	4,836.63 EUR (0)
YTD High date	5,606.26 EUR (2024/04/30)
YTD Low date	5,049.03 EUR (2024/01/02)
52 Weeks High date	5,606.26 EUR (2024/04/30)
52 Weeks Low date	3,865.99 EUR (2023/05/19)

Composition

Name  ISIN	Price	Diff %  Diff +/-	Performance 	Date Time	Turnover Pc.  Turnover Money 
4IG NYILVANOSAN MUKODO RE... HU0000167788	805.00	0.75% 6.00		24/05/03 17:19:59	43,492 34,832,881.00
ANY SECURITY PRINTING COM... HU0000093257	3,690.00	0.54% 20.00		24/05/03 17:20:00	13,035 48,076,950.00
MAGYAR TELEKOM TELECOMMUN... HU0000073507	925.00	-0.86% -8.00		24/05/03 17:20:00	290,423 268,694,558.00
MASTERPLAST SHARE HUF100 HU0000093943	2,910.00	-0.68% -20.00		24/05/03 17:19:59	2,247 6,534,550.00
MOL HUNGARIAN OIL & GAS P... HU0000153937	3,022.00	-0.13% -4.00		24/05/03 17:19:59	272,472 824,238,742.00
OPUS GLOBAL NYRT HU0000110226	372.50	2.90% 10.50		24/05/03 17:20:00	427,750 159,400,623.00
OTP BANK PLC HU0000061726	18,085.00	-0.77% -140.00		24/05/03 17:19:59	277,635 5,029,696,115.00
RICHTER GEDEON VEGYESZETI... HU0000123096	9,335.00	0.65% 60.00		24/05/03 17:19:59	182,354 1,701,501,105.00