

## AUSTRIA CECE HTX(EUR)

ISIN: AT0000726435 WKN: -

## Overview

2024/05/17 17:45:00

Price

**5,648.05** EURDifference  -1.08% (-61.83)


## General attributes

ISIN	AT0000726435
Symbol	-
Country	Hungary
Instruments in index	8
Type of index	Price Index
Security type	Index

## Market data








Open	5,700.44 EUR
High	5,701.87 EUR
Low	5,617.87 EUR
Close (prev. day)	5,709.88 EUR
Trading volume (m)	-
Volume (pcs)	-

## Top 5

Name 	Price	+ - (%)	Trend 
ANY SECURI...	3,880.00	+0.78	
4IG NYILVA...	803.00	+0.12	

Intraday **1W** 1M 6m 1Y 3Y

## Flop 5

Name 	Price	+ - (%)	Trend 
RICHTER GE...	9,285.00	-1.64	
OTP BANK P...	18,005.00	-1.53	
MAGYAR TEL...	949.00	-1.35	
OPUS GLOBA...	389.00	-0.38	
MOL HUNGAR...	3,026.00	-0.13	











5Y



Information about previous performance does not guarantee future performance.

Source: FactSet

## Recent research

on market		
Date	Headline	Download
2024/05/15	 Corporate Credit Monitor CEE	
2024/05/13	 Will Romanian central bank begin monetary easing?	
2024/05/10	 Disinflation ended in April	
2024/05/08	 Industry plummeted by 2.8% y/y in March	
2024/05/07	 Corporate Credit Monitor CEE	

Intraday 1W 1M 6m 1Y 3Y

**Futures and Options**

Related Futures -

Related Options -

## Details

2024/05/17 17:45:00

Price

**5,648.05** EURDifference  -1.08% (-61.83)

## General attributes

ISIN AT0000726435

Symbol -

Country Hungary

Security type Index

Instruments in index 8

## Market data

Open 5,700.44 EUR

High 5,701.87 EUR

Low 5,617.87 EUR

Close (prev. day) 5,709.88 EUR

Trading volume (m) -

Volume (pcs) -

## Performance and Risk

	6m	1Y	3Y
Perf (%)	+15.97%	+44.04%	+30.90%
Perf (abs.)	+777.98	+1,726.98	+1,333.31
Beta	-	-	-
Volatility	14.27	15.41	24.48

5Y



Information about previous performance does not guarantee future performance.  
Source: FactSet

## Price data

Ø price 5 days   Ø volume 5 days (pcs.)	5,697.88 EUR (0)
Ø price 30 days   Ø volume 30 days (pcs.)	5,548.78 EUR (0)
Ø price 100 days   Ø volume 100 days (pcs.)	5,419.90 EUR (0)
Ø price 250 days   Ø volume 250 days (pcs.)	4,904.04 EUR (0)
YTD High   date	5,748.23 EUR (2024/05/14)
YTD Low   date	5,049.03 EUR (2024/01/02)
52 Weeks High   date	5,748.23 EUR (2024/05/14)
52 Weeks Low   date	3,865.99 EUR (2023/05/19)

## Composition

Name  ISIN	Price	Diff %  Diff +/-	Performance 	Date Time	Turnover Pc.  Turnover Money 
4IG NYILVANOSAN MUKODO RE... HU0000167788	803.00	0.12% 1.00		24/05/17 17:19:59	17,434 13,982,708.00
ANY SECURITY PRINTING COM... HU0000093257	3,880.00	0.78% 30.00		24/05/17 17:20:00	1,193 4,599,240.00
MAGYAR TELEKOM TELECOMMUN... HU0000073507	949.00	-1.35% -13.00		24/05/17 17:20:00	1,635,274 1,540,237,008.00
MASTERPLAST SHARE HUF100 HU0000093943	2,900.00	0.00% 0.00		24/05/17 17:20:00	1,660 4,832,590.00
MOL HUNGARIAN OIL & GAS P... HU0000153937	3,026.00	-0.13% -4.00		24/05/17 17:19:59	625,641 1,898,395,270.00
OPUS GLOBAL NYRT HU0000110226	389.00	-0.38% -1.50		24/05/17 17:20:00	252,566 97,506,832.00
OTP BANK PLC HU0000061726	18,005.00	-1.53% -280.00		24/05/17 17:20:00	434,461 7,839,793,305.00
RICHTER GEDEON VEGYESZETI... HU0000123096	9,285.00	-1.64% -155.00		24/05/17 17:20:00	304,760 2,833,958,655.00