

## AUSTRIA CECE HTX(EUR)

ISIN: AT0000726435 WKN: -

## Overview

2024/04/23 12:14:31

Price

**5,402.37** EURDifference  1.05% (56.16)








## General attributes

ISIN	AT0000726435
Symbol	-
Country	Hungary
Instruments in index	8
Type of index	Price Index
Security type	Index

## Market data





Open	5,344.18 EUR
High	5,404.60 EUR
Low	5,343.76 EUR
Close (prev. day)	5,346.21 EUR
Trading volume (m)	-
Volume (pcs)	-

## Top 5

Name 	Price	+ - (%)	Trend 
ANY SECURI...	3,670.00	+3.38	
RICHTER GE...	8,900.00	+2.89	
OTP BANK P...	17,315.00	+1.52	
OPUS GLOBA...	402.00	+0.50	
MAGYAR TEL...	940.00	+0.21	

Intraday 1W 1M 6m 1Y 3Y

## Flop 5

Name 	Price	+ - (%)	Trend 
MASTERPLAS...	3,040.00	-0.98	
MOL HUNGAR...	2,952.00	-0.94	

5Y



Information about previous performance does not guarantee future performance.

Source: FactSet

## Recent research

on market		
Date	Headline	Download
2024/04/23	 CEE Special Report   Strong growth in CEE economie...	
2024/04/21	 Hungarian central bank to cut rates further	
2024/04/18	 CEE corporate bond rally	
2024/04/15	 Parliamentary elections in Croatia	
2024/04/11	 Less aggressive monetary easing to come	

4IG NYILVA... 805.00 -0.86 

Intraday 1W 1M 6m 1Y 3Y

**Futures and Options**

Related Futures -

Related Options -

## Details

2024/04/23 12:14:31

Price

**5,402.37** EUR

Difference



1.05% (56.16)

## General attributes

ISIN AT0000726435

Symbol -

Country Hungary

Security type Index

Instruments in index 8

## Market data

Open 5,344.18 EUR

High 5,404.60 EUR

Low 5,343.76 EUR

Close (prev. day) 5,346.21 EUR

Trading volume (m) -

Volume (pcs) -

## Performance and Risk

	6m	1Y	3Y
Perf (%)	+12.11%	+41.40%	+34.10%
Perf (abs.)	+577.37	+1,565.39	+1,359.41
Beta	-	-	-
Volatility	14.73	15.57	24.54



Information about previous performance does not guarantee future performance.  
Source: FactSet

## Price data

Ø price 5 days   Ø volume 5 days (pcs.)	5,374.91 EUR (0)
Ø price 30 days   Ø volume 30 days (pcs.)	5,412.65 EUR (0)
Ø price 100 days   Ø volume 100 days (pcs.)	5,309.74 EUR (0)
Ø price 250 days   Ø volume 250 days (pcs.)	4,780.83 EUR (0)
YTD High   date	5,599.88 EUR (2024/04/10)
YTD Low   date	5,049.03 EUR (2024/01/02)
52 Weeks High   date	5,599.88 EUR (2024/04/10)
52 Weeks Low   date	3,709.47 EUR (2023/04/25)

## Composition

Name  ISIN	Price	Diff %  Diff +/-	Performance 	Date Time	Turnover Pc.  Turnover Money 
4IG NYILVANOSAN MUKODO RE... HU0000167788	805.00	-0.86% -7.00		24/04/23 12:14:15	6,106 4,944,680.00
ANY SECURITY PRINTING COM... HU0000093257	3,670.00	3.38% 120.00		24/04/23 12:11:32	12,229 44,196,910.00
MAGYAR TELEKOM TELECOMMUN... HU0000073507	940.00	0.21% 2.00		24/04/23 12:13:13	226,707 213,246,595.00
MASTERPLAST SHARE HUF100 HU0000093943	3,040.00	-0.98% -30.00		24/04/23 11:30:31	585 1,761,900.00
MOL HUNGARIAN OIL & GAS P... HU0000153937	2,952.00	-0.94% -28.00		24/04/23 12:12:36	282,942 836,895,972.00
OPUS GLOBAL NYRT HU0000110226	402.00	0.50% 2.00		24/04/23 12:06:26	44,385 17,818,562.00
OTP BANK PLC HU0000061726	17,315.00	1.52% 260.00		24/04/23 12:14:11	132,981 2,288,296,975.00
RICHTER GEDEON VEGYESZETI... HU0000123096	8,900.00	2.89% 250.00		24/04/23 12:14:31	101,616 892,703,815.00