

AUSTRIA CECE HTX(EUR)

ISIN: AT0000726435 WKN: -

Overview

2024/04/23 10:45:12

Price

5,393.58 EURDifference  0.89% (47.37)








General attributes

ISIN	AT0000726435
Symbol	-
Country	Hungary
Instruments in index	8
Type of index	Price Index
Security type	Index

Market data




Open	5,344.18 EUR
High	5,396.60 EUR
Low	5,343.76 EUR
Close (prev. day)	5,346.21 EUR
Trading volume (m)	-
Volume (pcs)	-

Top 5

Name 	Price	+ - (%)	Trend 
ANY SECURI...	3,630.00	+2.25	
RICHTER GE...	8,825.00	+2.02	
OTP BANK P...	17,210.00	+0.91	
OPUS GLOBA...	403.00	+0.75	
MAGYAR TEL...	941.00	+0.32	

Intraday 1W 1M 6m 1Y 3Y

Flop 5

Name 	Price	+ - (%)	Trend 
MASTERPLAS...	3,010.00	-1.95	
MOL HUNGAR...	2,978.00	-0.07	

5Y



Information about previous performance does not guarantee future performance.

Source: FactSet

Recent research

on market			Download
Date	Headline		
2024/04/23	 CEE Special Report Strong growth in CEE economie...		
2024/04/21	 Hungarian central bank to cut rates further		
2024/04/18	 CEE corporate bond rally		
2024/04/15	 Parliamentary elections in Croatia		
2024/04/11	 Less aggressive monetary easing to come		

Intraday 1W 1M 6m 1Y 3Y

Futures and Options

Related Futures -

Related Options -

Details

2024/04/23 10:45:12

Price

5,393.58 EUR

Difference



0.89% (47.37)

General attributes

ISIN AT0000726435

Symbol -

Country Hungary

Security type Index

Instruments in index 8

Market data

Open 5,344.18 EUR

High 5,396.60 EUR

Low 5,343.76 EUR

Close (prev. day) 5,346.21 EUR

Trading volume (m) -

Volume (pcs) -

Performance and Risk

	6m	1Y	3Y
Perf (%)	+12.11%	+41.40%	+34.10%
Perf (abs.)	+577.37	+1,565.39	+1,359.41
Beta	-	-	-
Volatility	14.73	15.57	24.54

5Y





Information about previous performance does not guarantee future performance.

Source: FactSet

Price data

Ø price 5 days Ø volume 5 days (pcs.)	5,374.91 EUR (0)
Ø price 30 days Ø volume 30 days (pcs.)	5,412.65 EUR (0)
Ø price 100 days Ø volume 100 days (pcs.)	5,309.74 EUR (0)
Ø price 250 days Ø volume 250 days (pcs.)	4,780.83 EUR (0)
YTD High date	5,599.88 EUR (2024/04/10)
YTD Low date	5,049.03 EUR (2024/01/02)
52 Weeks High date	5,599.88 EUR (2024/04/10)
52 Weeks Low date	3,709.47 EUR (2023/04/25)

Composition

Name  ISIN	Price	Diff %  Diff +/-	Performance 	Date Time	Turnover Pc.  Turnover Money 
4IG NYILVANOSAN MUKODO RE... HU0000167788	812.00	0.00% 0.00		24/04/23 09:06:00	1,520 1,232,240.00
ANY SECURITY PRINTING COM... HU0000093257	3,630.00	2.25% 80.00		24/04/23 10:43:36	7,998 28,700,430.00
MAGYAR TELEKOM TELECOMMUN... HU0000073507	941.00	0.32% 3.00		24/04/23 10:42:01	129,272 121,677,193.00
MASTERPLAST SHARE HUF100 HU0000093943	3,010.00	-1.95% -60.00		24/04/23 10:40:33	151 454,570.00
MOL HUNGARIAN OIL & GAS P... HU0000153937	2,978.00	-0.07% -2.00		24/04/23 10:44:07	86,548 257,210,616.00
OPUS GLOBAL NYRT HU0000110226	403.00	0.75% 3.00		24/04/23 10:02:59	26,080 10,493,749.00
OTP BANK PLC HU0000061726	17,210.00	0.91% 155.00		24/04/23 10:45:12	56,572 970,207,200.00
RICHTER GEDEON VEGYESZETI... HU0000123096	8,825.00	2.02% 175.00		24/04/23 10:44:19	65,918 575,598,365.00