

AUSTRIA CECE HTX(EUR)

ISIN: AT0000726435 WKN: -

Overview

2024/04/18 15:50:13

Price

5,410.74 EURDifference  -0.26% (-14.23)




General attributes

ISIN	AT0000726435
Symbol	-
Country	Hungary
Instruments in index	8
Type of index	Price Index
Security type	Index

Market data







Open	5,447.28 EUR
High	5,471.50 EUR
Low	5,386.12 EUR
Close (prev. day)	5,424.97 EUR
Trading volume (m)	-
Volume (pcs)	-

Top 5

Name 	Price	+ - (%)	Trend 
MOL HUNGAR...	3,030.00	+0.13	

Intraday 1W 1M 6m 1Y 3Y

Flop 5

Name 	Price	+ - (%)	Trend 
OTP BANK P...	17,030.00	-1.05	
ANY SECURI...	3,530.00	-0.56	
RICHTER GE...	9,020.00	-0.39	
MASTERPLAS...	3,050.00	-0.33	
OPUS GLOBA...	393.00	-0.25	

Intraday 1W 1M 6m 1Y 3Y

Futures and Options

Related Futures	-
Related Options	-

5Y



Information about previous performance does not guarantee future performance.

Source: FactSet

Recent research

on market

Date	Headline	Download 
2024/04/18	 CEE corporate bond rally	
2024/04/15	 Parliamentary elections in Croatia	
2024/04/11	 Less aggressive monetary easing to come	
2024/04/11	 Inflation slowed to 3.6% y/y in March	
2024/04/08	 Inflation numbers and Serbia's central bank meetin...	

Details

2024/04/18 15:50:13

Price

5,410.74 EURDifference  -0.26% (-14.23)

General attributes

ISIN AT0000726435

Symbol -

Country Hungary

Security type Index

Instruments in index 8

Market data

Open 5,447.28 EUR

High 5,471.50 EUR

Low 5,386.12 EUR

Close (prev. day) 5,424.97 EUR

Trading volume (m) -

Volume (pcs) -

Performance and Risk

	6m	1Y	3Y
Perf (%)	+13.10%	+43.03%	+34.62%
Perf (abs.)	+628.42	+1,632.08	+1,395.21
Beta	-	-	-
Volatility	14.68	15.98	24.51



Information about previous performance does not guarantee future performance.

Source: FactSet

Price data

Ø price 5 days Ø volume 5 days (pcs.)	5,475.16 EUR (0)
Ø price 30 days Ø volume 30 days (pcs.)	5,418.47 EUR (0)
Ø price 100 days Ø volume 100 days (pcs.)	5,294.98 EUR (0)
Ø price 250 days Ø volume 250 days (pcs.)	4,763.51 EUR (0)
YTD High date	5,599.88 EUR (2024/04/10)
YTD Low date	5,049.03 EUR (2024/01/02)
52 Weeks High date	5,599.88 EUR (2024/04/10)
52 Weeks Low date	3,680.13 EUR (2023/04/20)

Composition

Name  ISIN	Price	Diff %  Diff +/-	Performance 	Date Time	Turnover Pc.  Turnover Money 
4IG NYILVANOSAN MUKODO RE... HU0000167788	814.00	-0.12% -1.00		24/04/18 15:46:11	45,004 36,392,727.00
ANY SECURITY PRINTING COM... HU0000093257	3,530.00	-0.56% -20.00		24/04/18 15:07:38	5,395 19,057,540.00
MAGYAR TELEKOM TELECOMMUN... HU0000073507	925.00	0.00% 0.00		24/04/18 15:46:19	147,208 135,786,092.00
MASTERPLAST SHARE HUF100 HU0000093943	3,050.00	-0.33% -10.00		24/04/18 15:34:23	3,002 9,215,150.00
MOL HUNGARIAN OIL & GAS P... HU0000153937	3,030.00	0.13% 4.00		24/04/18 15:49:34	287,061 866,925,252.00
OPUS GLOBAL NYRT HU0000110226	393.00	-0.25% -1.00		24/04/18 15:41:11	69,942 27,569,751.00
OTP BANK PLC HU0000061726	17,030.00	-1.05% -180.00		24/04/18 15:50:13	232,428 3,974,706,380.00
RICHTER GEDEON VEGYESZETI... HU0000123096	9,020.00	-0.39% -35.00		24/04/18 15:49:34	113,840 1,026,143,780.00