

AUSTRIA CECE HTX(EUR)

ISIN: AT0000726435 WKN: -

Overview

2024/04/16 17:45:00

Price

5,360.84 EURDifference  -2.66% (-146.43)




General attributes

ISIN	AT0000726435
Symbol	-
Country	Hungary
Instruments in index	8
Type of index	Price Index
Security type	Index

Market data

Open	5,502.60 EUR
High	5,503.84 EUR
Low	5,355.07 EUR
Close (prev. day)	5,507.27 EUR
Trading volume (m)	-
Volume (pcs)	-

Top 5

Name 	Price	+ - (%)	Trend 
ANY SECURI...	3,540.00	+0.57	

Intraday 1W 1M 6m 1Y 3Y

Flop 5

Name 	Price	+ - (%)	Trend 
OTP BANK P...	17,030.00	-3.79	
RICHTER GE...	9,035.00	-3.21	
MOL HUNGAR...	2,968.00	-2.62	
MASTERPLAS...	3,100.00	-1.90	
OPUS GLOBA...	390.00	-1.52	

Intraday 1W 1M 6m 1Y 3Y

Futures and Options

Related Futures -

5Y



Information about previous performance does not guarantee future performance.

Source: FactSet

Recent research

on market

Date	Headline	Download
2024/04/15	 Parliamentary elections in Croatia	
2024/04/11	 Less aggressive monetary easing to come	
2024/04/11	 Inflation slowed to 3.6% y/y in March	
2024/04/08	 Inflation numbers and Serbia's central bank meetin...	
2024/04/05	 Volume of retail sales slightly increased in Febru...	

Related Options

-

Details

2024/04/16 17:45:00

Price

5,360.84 EURDifference  -2.66% (-146.43)

General attributes

ISIN AT0000726435

Symbol -

Country Hungary

Security type Index

Instruments in index 8

Market data

Open 5,502.60 EUR

High 5,503.84 EUR

Low 5,355.07 EUR

Close (prev. day) 5,507.27 EUR

Trading volume (m) -

Volume (pcs) -

Performance and Risk

	6m	1Y	3Y
Perf (%)	+13.78%	+43.59%	+33.03%
Perf (abs.)	+649.07	+1,627.30	+1,331.08
Beta	-	-	-
Volatility	14.59	15.94	24.52



Information about previous performance does not guarantee future performance.
Source: FactSet

Price data

Ø price 5 days Ø volume 5 days (pcs.)	5,502.87 EUR (0)
Ø price 30 days Ø volume 30 days (pcs.)	5,417.61 EUR (0)
Ø price 100 days Ø volume 100 days (pcs.)	5,289.10 EUR (0)
Ø price 250 days Ø volume 250 days (pcs.)	4,757.33 EUR (0)
YTD High date	5,599.88 EUR (2024/04/10)
YTD Low date	5,049.03 EUR (2024/01/02)
52 Weeks High date	5,599.88 EUR (2024/04/10)
52 Weeks Low date	3,680.13 EUR (2023/04/20)

Composition

Name  ISIN	Price	Diff %  Diff +/-	Performance 	Date Time	Turnover Pc.  Turnover Money 
4IG NYILVANOSAN MUKODO RE... HU0000167788	809.00	-0.37% -3.00		24/04/16 17:20:00	36,385 29,326,653.00
ANY SECURITY PRINTING COM... HU0000093257	3,540.00	0.57% 20.00		24/04/16 17:20:00	15,220 53,828,870.00
MAGYAR TELEKOM TELECOMMUN... HU0000073507	916.00	-0.43% -4.00		24/04/16 17:20:00	557,141 511,170,553.00
MASTERPLAST SHARE HUF100 HU0000093943	3,100.00	-1.90% -60.00		24/04/16 17:20:00	1,352 4,206,340.00
MOL HUNGARIAN OIL & GAS P... HU0000153937	2,968.00	-2.62% -80.00		24/04/16 17:20:00	900,577 2,705,978,872.00
OPUS GLOBAL NYRT HU0000110226	390.00	-1.52% -6.00		24/04/16 17:20:00	104,407 40,874,756.00
OTP BANK PLC HU0000061726	17,030.00	-3.79% -670.00		24/04/16 17:19:59	499,556 8,603,633,855.00
RICHTER GEDEON VEGYESZETI... HU0000123096	9,035.00	-3.21% -300.00		24/04/16 17:20:00	482,126 4,385,623,600.00