

AUSTRIA CECE HTX(EUR)

ISIN: **AT0000726435** WKN: -

Overview

2024/04/19 17:45:00

Price

5,345.19 EURDifference  -0.97% (-52.16)

General attributes

ISIN	AT0000726435
Symbol	-
Country	Hungary
Instruments in index	8
Type of index	Price Index
Security type	Index

Market data

Open	5,394.75 EUR
High	5,394.75 EUR
Low	5,331.93 EUR
Close (prev. day)	5,397.35 EUR
Trading volume (m)	-
Volume (pcs)	-

Top 5

Name	Price	+ - (%)	Trend
MAGYAR TEL...	927.00	+0.54	
4IG NYILVA...	817.00	+0.25	

Intraday 1W 1M 6m 1Y 3Y

Flop 5

Name	Price	+ - (%)	Trend
MOL HUNGAR...	2,960.00	-1.99	
RICHTER GE...	8,855.00	-1.06	
OPUS GLOBA...	395.00	-0.88	
MASTERPLAS...	3,030.00	-0.66	
OTP BANK P...	16,940.00	-0.62	

Intraday 1W 1M 6m 1Y 3Y

Futures and Options

Related Futures	-
Related Options	-

5Y












Information about previous performance does not guarantee future performance.

Source: FactSet

Recent research

on market

Date	Headline	Download
2024/04/18	 CEE corporate bond rally	
2024/04/15	 Parliamentary elections in Croatia	
2024/04/11	 Less aggressive monetary easing to come	
2024/04/11	 Inflation slowed to 3.6% y/y in March	
2024/04/08	 Inflation numbers and Serbia's central bank meetin...	

Details

2024/04/19 17:45:00

Price

5,345.19 EURDifference  **-0.97%** (-52.16)

General attributes

ISIN AT0000726435

Symbol -

Country Hungary

Security type Index

Instruments in index 8

Market data

Open 5,394.75 EUR

High 5,394.75 EUR

Low 5,331.93 EUR

Close (prev. day) 5,397.35 EUR

Trading volume (m) -

Volume (pcs) -

Performance and Risk

	6m	1Y	3Y
Perf (%)	+12.06%	+44.99%	+34.54%
Perf (abs.)	+575.24	+1,658.61	+1,372.15
Beta	-	-	-
Volatility	14.75	15.61	24.51



Information about previous performance does not guarantee future performance.
Source: FactSet

Price data

Ø price 5 days Ø volume 5 days (pcs.)	5,407.12 EUR (0)
Ø price 30 days Ø volume 30 days (pcs.)	5,414.52 EUR (0)
Ø price 100 days Ø volume 100 days (pcs.)	5,305.39 EUR (0)
Ø price 250 days Ø volume 250 days (pcs.)	4,775.18 EUR (0)
YTD High date	5,599.88 EUR (2024/04/10)
YTD Low date	5,049.03 EUR (2024/01/02)
52 Weeks High date	5,599.88 EUR (2024/04/10)
52 Weeks Low date	3,680.13 EUR (2023/04/20)

Composition

Name  ISIN	Price	Diff %  Diff +/-	Performance 	Date Time	Turnover Pc.  Turnover Money 
4IG NYILVANOSAN MUKODO RE... HU0000167788	817.00	0.25% 2.00		24/04/19 17:20:01	182,379 147,771,372.00
ANY SECURITY PRINTING COM... HU0000093257	3,530.00	0.00% 0.00		24/04/19 17:20:00	3,228 11,323,970.00
MAGYAR TELEKOM TELECOMMUN... HU0000073507	927.00	0.54% 5.00		24/04/19 17:20:00	319,937 295,619,891.00
MASTERPLAST SHARE HUF100 HU0000093943	3,030.00	-0.66% -20.00		24/04/19 17:20:00	952 2,907,350.00
MOL HUNGARIAN OIL & GAS P... HU0000153937	2,960.00	-1.99% -60.00		24/04/19 17:20:00	579,559 1,727,464,518.00
OPUS GLOBAL NYRT HU0000110226	395.00	-0.88% -3.50		24/04/19 17:20:00	227,303 89,919,660.00
OTP BANK PLC HU0000061726	16,940.00	-0.62% -105.00		24/04/19 17:20:01	411,986 6,974,318,185.00
RICHTER GEDEON VEGYESZETI... HU0000123096	8,855.00	-1.06% -95.00		24/04/19 17:20:00	215,982 1,916,017,780.00