

## AUSTRIA CECE HTX(EUR)

ISIN: AT0000726435 WKN:

-

## Overview

2022/01/18 17:45:00

Price

**4,638.99** EURDifference  -2.09% (-99.26)

## General attributes

|                      |              |
|----------------------|--------------|
| ISIN                 | AT0000726435 |
| Symbol               | -            |
| Country              | Hungary      |
| Instruments in index | 7            |
| Type of index        | Price Index  |
| Security type        | Index        |

## Market data

|                    |              |
|--------------------|--------------|
| Open               | 4,727.22 EUR |
| High               | 4,729.03 EUR |
| Low                | 4,628.71 EUR |
| Close (prev. day)  | 4,738.25 EUR |
| Trading volume (m) | -            |
| Volume (pcs)       | -            |

## Top 5

| Name          | Price  | + - (%) | Trend   |
|---------------|--------|---------|---|
| MAGYAR TEL... | 421.50 | +0.60   |  |

Intraday 1W 1M 6m 1Y 3Y

## Flop 5

| Name          | Price     | + - (%) | Trend   |
|---------------|-----------|---------|---|
| MASTERPLAS... | 4,250.00  | -5.56   |  |
| RICHTER GE... | 8,540.00  | -2.29   |  |
| OTP BANK P... | 17,745.00 | -2.07   |  |
| MOL HUNGAR... | 2,624.00  | -1.65   |  |
| 4IG NYILVA... | 867.00    | -0.80   |  |

Intraday 1W 1M 6m 1Y 3Y

## Futures and Options

|                 |   |
|-----------------|---|
| Related Futures | - |
| Related Options | - |

5Y



Information about previous performance does not guarantee future performance.

Source: FactSet

## Recent research

| on market  |   |          |
|------------|---|----------|
| Date       | Headline  | Download |
| 2022/01/17 |  Shedding light on the Polish economy          |          |
| 2022/01/17 |  MOL: The transformation should pick up speed  |          |
| 2022/01/17 |  Polish real economy in the spotlight          |          |
| 2022/01/14 |  Juicy spreads on government bonds             |          |
| 2022/01/14 |  Inflation surprised on the upside in December |          |

## Details

2022/01/18 17:45:00

Price

**4,638.99** EURDifference  -2.09% (-99.26)

## General attributes

ISIN AT0000726435

Symbol -

Country Hungary

Security type Index

Instruments in index 7

## Market data

Open 4,727.22 EUR

High 4,729.03 EUR

Low 4,628.71 EUR

Close (prev. day) 4,738.25 EUR

Trading volume (m) -

Volume (pcs) -

## Performance and Risk

|             | 6m      | 1Y      | 3Y      |
|-------------|---------|---------|---------|
| Perf (%)    | +6.49%  | +11.84% | -2.90%  |
| Perf (abs.) | +282.72 | +491.24 | -138.53 |
| Beta        | -       | -       | -       |
| Volatility  | 17.25   | 15.71   | 21.62   |






Information about previous performance does not guarantee future performance.

Source: FactSet

## Price data

|   |                           |
|---|---------------------------|
| Ø price 5 days   Ø volume 5 days (pcs.)     | 4,728.86 EUR (0)          |
| Ø price 30 days   Ø volume 30 days (pcs.)   | 4,474.05 EUR (0)          |
| Ø price 100 days   Ø volume 100 days (pcs.) | 4,615.24 EUR (0)          |
| Ø price 250 days   Ø volume 250 days (pcs.) | 4,401.75 EUR (0)          |
| YTD High   date                             | 4,805.84 EUR (2022/01/12) |
| YTD Low   date                              | 4,364.08 EUR (2022/01/03) |
| 52 Weeks High   date                        | 4,899.28 EUR (2021/11/05) |
| 52 Weeks Low   date                         | 3,891.22 EUR (2021/03/05) |

## Composition

| Name <br>ISIN | Price     | Diff % <br>Diff +/- | Performance  | Date<br>Time         | Turnover Pc. <br>Turnover Money  |
|--|-----------|--|---|----------------------|--|
| 4IG NYILVANOSAN MUKODO RE...<br>HU0000167788   | 867.00    | -0.80%<br>-7.00  |   | 22/01/18<br>17:20:00 | 20,483<br>17,914,318.00  |
| MAGYAR TELEKOM TELECOMMUN...<br>HU0000073507   | 421.50    | 0.60%<br>2.50  |   | 22/01/18<br>17:20:00 | 68,416<br>28,737,829.00  |
| MASTERPLAST SHARE HUF100<br>HU0000093943   | 4,250.00  | -5.56%<br>-250.00  |   | 22/01/18<br>17:20:00 | 35,057<br>152,337,840.00   |
| MOL HUNGARIAN OIL & GAS P...<br>HU0000153937   | 2,624.00  | -1.65%<br>-44.00   |   | 22/01/18<br>17:20:00 | 476,229<br>1,256,010,590.00  |
| OPUS GLOBAL<br>HU0000110226  | 220.00    | -0.68%<br>-1.50  |   | 22/01/18<br>17:20:00 | 33,151<br>7,290,026.00   |
| OTP BANK PLC<br>HU0000061726   | 17,745.00 | -2.07%<br>-375.00  |   | 22/01/18<br>17:20:00 | 327,666<br>5,825,106,710.00  |
| RICHTER GEDEON VEGYESZETI...<br>HU0000123096   | 8,540.00  | -2.29%<br>-200.00  |   | 22/01/18<br>17:20:00 | 196,586<br>1,686,563,235.00  |