

## AUSTRIA CECE HTX(EUR)

ISIN: **AT0000726435** WKN:

-

## Overview

2022/01/18 17:45:00

Price

**4,638.99** EURDifference  -2.09% (-99.26)

## General attributes

ISIN	AT0000726435
Symbol	-
Country	Hungary
Instruments in index	7
Type of index	Price Index
Security type	Index

## Market data

Open	4,727.22 EUR
High	4,729.03 EUR
Low	4,628.71 EUR
Close (prev. day)	4,738.25 EUR
Trading volume (m)	-
Volume (pcs)	-

## Top 5

Name	Price	+ - (%)	Trend
MAGYAR TEL...	421.50	+0.60	

Intraday 1W 1M 6m 1Y 3Y

## Flop 5

Name	Price	+ - (%)	Trend
MASTERPLAS...	4,250.00	-5.56	
RICHTER GE...	8,540.00	-2.29	
OTP BANK P...	17,745.00	-2.07	
MOL HUNGAR...	2,624.00	-1.65	
4IG NYILVA...	867.00	-0.80	

Intraday 1W 1M 6m 1Y 3Y

## Futures and Options

Related Futures	-
Related Options	-

5Y



Information about previous performance does not guarantee future performance.

Source: FactSet

## Recent research

on market		
Date	Headline	Download
2022/01/17	 Shedding light on the Polish economy	
2022/01/17	 MOL: The transformation should pick up speed	
2022/01/17	 Polish real economy in the spotlight	
2022/01/14	 Juicy spreads on government bonds	
2022/01/14	 Inflation surprised on the upside in December	

## Details

2022/01/18 17:45:00

Price

**4,638.99** EURDifference  -2.09% (-99.26)

## General attributes

ISIN AT0000726435

Symbol -

Country Hungary

Security type Index

Instruments in index 7

## Market data

Open 4,727.22 EUR

High 4,729.03 EUR

Low 4,628.71 EUR

Close (prev. day) 4,738.25 EUR

Trading volume (m) -

Volume (pcs) -

## Performance and Risk

	6m	1Y	3Y
Perf (%)	+6.49%	+11.84%	-2.90%
Perf (abs.)	+282.72	+491.24	-138.53
Beta	-	-	-
Volatility	17.25	15.71	21.62

5Y






Information about previous performance does not guarantee future performance.

Source: FactSet

## Price data

Ø price 5 days   Ø volume 5 days (pcs.)	4,728.86 EUR (0)
Ø price 30 days   Ø volume 30 days (pcs.)	4,474.05 EUR (0)
Ø price 100 days   Ø volume 100 days (pcs.)	4,615.24 EUR (0)
Ø price 250 days   Ø volume 250 days (pcs.)	4,401.75 EUR (0)
YTD High   date	4,805.84 EUR (2022/01/12)
YTD Low   date	4,364.08 EUR (2022/01/03)
52 Weeks High   date	4,899.28 EUR (2021/11/05)
52 Weeks Low   date	3,891.22 EUR (2021/03/05)

## Composition

Name  ISIN	Price	Diff %  Diff +/-	Performance 	Date Time	Turnover Pc.  Turnover Money 
4IG NYILVANOSAN MUKODO RE... HU0000167788	867.00	-0.80% -7.00		22/01/18 17:20:00	20,483 17,914,318.00
MAGYAR TELEKOM TELECOMMUN... HU0000073507	421.50	0.60% 2.50		22/01/18 17:20:00	68,416 28,737,829.00
MASTERPLAST SHARE HUF100 HU0000093943	4,250.00	-5.56% -250.00		22/01/18 17:20:00	35,057 152,337,840.00
MOL HUNGARIAN OIL & GAS P... HU0000153937	2,624.00	-1.65% -44.00		22/01/18 17:20:00	476,229 1,256,010,590.00
OPUS GLOBAL HU0000110226	220.00	-0.68% -1.50		22/01/18 17:20:00	33,151 7,290,026.00
OTP BANK PLC HU0000061726	17,745.00	-2.07% -375.00		22/01/18 17:20:00	327,666 5,825,106,710.00
RICHTER GEDEON VEGYESZETI... HU0000123096	8,540.00	-2.29% -200.00		22/01/18 17:20:00	196,586 1,686,563,235.00