

AUSTRIA CECE HTX(EUR)

ISIN: AT0000726435 WKN:

-

Overview

2021/12/01 16:54:16

Price

4,514.24 EUR

Difference  1.24% (55.39)

General attributes

ISIN	AT0000726435
Symbol	-
Country	Hungary
Instruments in index	7
Type of index	Price Index
Security type	Index

Market data

Open	4,477.91 EUR
High	4,519.00 EUR
Low	4,451.88 EUR
Close (prev. day)	4,458.85 EUR
Trading volume (m)	-
Volume (pcs)	-

Top 5

Name 	Price	+ - (%)	Trend 
RICHTER GE...	8,640.00	+1.05	
MAGYAR TEL...	417.00	+0.85	
MOL HUNGAR...	2,432.00	+0.66	
OTP BANK P...	17,875.00	+0.48	
MASTERPLAS...	4,210.00	+0.24	

Flop 5

Name 	Price	+ - (%)	Trend 
OPUS GLOBA...	227.00	-2.58	

Futures and Options

Related Futures	-
Related Options	-

5Y














Information about previous performance does not guarantee future performance.

Source: FactSet

Recent research

on market

Date	Headline	Download 
2021/12/01	 Structure of 3Q GDP met expectations	
2021/11/30	 Another change in the monetary policy toolkit	
2021/11/29	 CEE central banks will continue to increase intere...	
2021/11/29	 Domestic demand behind the wheel	
2021/11/22	 Croatian performance in 3Q21 and Polish start of 4...	

Details

2021/12/01 16:54:16

Price

4,514.24 EURDifference  1.24% (55.39)

General attributes

ISIN AT0000726435

Symbol -

Country Hungary

Security type Index

Instruments in index 7

Market data

Open 4,477.91 EUR

High 4,519.00 EUR

Low 4,451.88 EUR

Close (prev. day) 4,458.85 EUR

Trading volume (m) -

Volume (pcs) -

Performance and Risk

	6m	1Y	3Y
Perf (%)	+2.41%	+22.03%	-1.91%
Perf (abs.)	+105.02	+805.02	-86.86
Beta	-	-	-
Volatility	15.58	15.76	21.44

5Y



Information about previous performance does not guarantee future performance.

Source: FactSet

Price data

Ø price 5 days Ø volume 5 days (pcs.)	4,471.43 EUR (0)
Ø price 30 days Ø volume 30 days (pcs.)	4,630.83 EUR (0)
Ø price 100 days Ø volume 100 days (pcs.)	4,618.21 EUR (0)
Ø price 250 days Ø volume 250 days (pcs.)	4,329.71 EUR (0)
YTD High date	4,899.28 EUR (2021/11/05)
YTD Low date	3,885.60 EUR (2021/01/04)
52 Weeks High date	4,899.28 EUR (2021/11/05)
52 Weeks Low date	3,651.25 EUR (2020/12/08)

Composition

Name  ISIN	Price	Diff %  Diff +/-	Performance 	Date Time	Turnover Pc.  Turnover Money 
4IG NYILVANOSAN MUKODO RE... HU0000167788	932.00	0.22% 2.00		21/12/01 16:54:14	123,253 114,307,956.00
MAGYAR TELEKOM TELECOMMUN... HU0000073507	417.00	0.85% 3.50		21/12/01 16:52:02	230,208 96,019,794.00
MASTERPLAST SHARE HUF100 HU0000093943	4,210.00	0.24% 10.00		21/12/01 16:46:09	3,461 14,561,620.00
MOL HUNGARIAN OIL & GAS P... HU0000153937	2,432.00	0.66% 16.00		21/12/01 16:53:32	380,006 925,281,092.00
OPUS GLOBAL HU0000110226	227.00	-2.58% -6.00		21/12/01 16:53:49	97,090 21,984,996.00
OTP BANK PLC HU0000061726	17,875.00	0.48% 85.00		21/12/01 16:53:56	311,285 5,560,388,105.00
RICHTER GEDEON VEGYESZETI... HU0000123096	8,640.00	1.05% 90.00		21/12/01 16:54:16	83,211 718,708,470.00