

# AUSTRIA CECE PTX(EUR)

ISIN: **AT0000726450** WKN: -

## Overview

<b>2024/07/26 17:45:00</b>	
<b>Price</b>	<b>1,169.84</b> EUR
<b>Difference</b>	<span style="color: green;">▲</span> 0.06% (0.73)
<b>General attributes</b>	
<b>ISIN</b>	AT0000726450
<b>Symbol</b>	-
<b>Country</b>	Poland
<b>Instruments in index</b>	12
<b>Type of index</b>	Price Index
<b>Security type</b>	Index
<b>Market data</b>	
<b>Open</b>	1,170.31 EUR
<b>High</b>	1,177.18 EUR
<b>Low</b>	1,164.66 EUR
<b>Close (prev. day)</b>	1,169.11 EUR
<b>Trading volume (m)</b>	-
<b>Volume (pcs)</b>	-
<b>Futures and Options</b>	
<b>Related Futures</b>	-
<b>Related Options</b>	-



Information about previous performance does not guarantee future performance.  
**Source:** FactSet

### Recent research

on market		
Date	Headline	Download
2024/07/25	CEE Special Report   Can we work more for longer?	
2024/07/22	CEE   Baltics   Economic performance further diver...	
2024/07/22	Will Hungarian central bank pause or continue with...	
2024/07/18	Western Balkan and the EU - who is ready?	
2024/07/15	Data mix in the week to come	

## Details

2024/07/26 17:45:00

Price

**1,169.84** EUR

Difference



0.06% (0.73)

## General attributes

ISIN AT0000726450

Symbol -

Country Poland

Security type Index

Instruments in index 12

## Market data

Open 1,170.31 EUR

High 1,177.18 EUR

Low 1,164.66 EUR

Close (prev. day) 1,169.11 EUR

Trading volume (m) -

Volume (pcs) -

## Performance and Risk

	6m	1Y	3Y
Perf (%)	+11.06%	+15.39%	+13.51%
Perf (abs.)	+116.46	+156.03	+139.23
Beta	-	-	-
Volatility	22.17	23.55	28.46



5Y








Information about previous performance does not guarantee future performance.

Source: FactSet

## Price data

Ø price 5 days   Ø volume 5 days (pcs.)	1,181.70 EUR (0)
Ø price 30 days   Ø volume 30 days (pcs.)	1,212.50 EUR (0)
Ø price 100 days   Ø volume 100 days (pcs.)	1,197.86 EUR (0)
Ø price 250 days   Ø volume 250 days (pcs.)	1,091.61 EUR (0)
YTD High   date	1,271.53 EUR (2024/05/20)
YTD Low   date	1,013.33 EUR (2024/01/17)
52 Weeks High   date	1,271.53 EUR (2024/05/20)
52 Weeks Low   date	822.70 EUR (2023/10/04)

## Composition

Name  ISIN	Price	Diff %  Diff +/-	Performance 	Date Time	Turnover Pc.  Turnover Money 
ALLEGRO.EU SA LU2237380790	7.946	0.63% 0.05		24/07/26 19:31:29	- -
BANK POLSKA KASA OPIEKI S... PLPEKAO00016	37.11	-0.59% -0.22		24/07/26 19:31:39	- -
CD PROJEKT S.A. PLOPTTC00011	36.01	-2.62% -0.97		24/07/26 21:43:41	72 2,622.34
DINO POLSKA SA PLDINPL00011	80.56	-2.28% -1.88		24/07/26 21:50:03	- -
KGHM POLSKA MIEDZ SA PLKGHM000017	30.31	0.23% 0.07		24/07/26 19:31:28	- -
LPP SA PLLPP0000011	3,544.00	-1.45% -52.00		24/07/26 19:31:39	- -
MBANK SA PLBRE0000012	197.80	-% -		24/07/26 16:50:00	- -
ORLEN SA PLPKN0000018	14.774	0.71% 0.10		24/07/26 19:31:30	- -
PGE POLSKA GRUPA ENERGETY... PLPGER000010	11.97	-% -		24/07/26 16:50:00	- -
POWSZECHNA KASA OSZCZEDNO... PLPKO0000016	13.625	0.11% 0.02		24/07/26 19:31:39	- -
POWSZECHNY ZAKLAD UBEZPIE... PLPZU0000011	11.13	0.50% 0.06		24/07/26 19:31:35	- -
SANTANDER BANK POLSKA SA PLBZ00000044	121.55	0.37% 0.45		24/07/26 19:31:38	- -