

# AUSTRIA CECE PTX(EUR)

ISIN: **AT0000726450** WKN: -

## Overview

2024/04/19 17:45:00

Price

**1,191.05** EUR

Difference  0.52% (6.14)

### General attributes

ISIN AT0000726450

Symbol -

Country Poland

Instruments in index 12

Type of index Price Index

Security type Index

### Market data

Open 1,181.21 EUR

High 1,191.60 EUR

Low 1,168.96 EUR

Close (prev. day) 1,184.91 EUR

Trading volume (m) -

Volume (pcs) -

### Futures and Options

Related Futures -



Related Options -

5Y



Information about previous performance does not guarantee future performance.  
Source: FactSet

### Recent research

on market		
Date	Headline	Download
2024/04/18	 CEE corporate bond rally	
2024/04/15	 Parliamentary elections in Croatia	
2024/04/11	 Less aggressive monetary easing to come	
2024/04/08	 Inflation numbers and Serbia's central bank meetin...	
2024/04/04	 Inflation surprise did not impress the NBP	

## Details

2024/04/19 17:45:00

Price

**1,191.05** EUR

Difference



0.52% (6.14)

## General attributes

ISIN AT0000726450

Symbol -

Country Poland

Security type Index

Instruments in index 12

## Market data

Open 1,181.21 EUR

High 1,191.60 EUR

Low 1,168.96 EUR

Close (prev. day) 1,184.91 EUR

Trading volume (m) -

Volume (pcs) -

## Performance and Risk

	6m	1Y	3Y
Perf (%)	+24.68%	+41.56%	+28.73%
Perf (abs.)	+235.77	+349.70	+265.80
Beta	-	-	-
Volatility	21.31	24.50	28.21






Information about previous performance does not guarantee future performance.  
Source: FactSet

## Price data

Ø price 5 days   Ø volume 5 days (pcs.)	1,174.25 EUR (0)
Ø price 30 days   Ø volume 30 days (pcs.)	1,171.73 EUR (0)
Ø price 100 days   Ø volume 100 days (pcs.)	1,127.29 EUR (0)
Ø price 250 days   Ø volume 250 days (pcs.)	1,019.53 EUR (0)
YTD High   date	1,238.58 EUR (2024/04/09)
YTD Low   date	1,013.33 EUR (2024/01/17)
52 Weeks High   date	1,238.58 EUR (2024/04/09)
52 Weeks Low   date	822.70 EUR (2023/10/04)

## Composition

Name  ISIN	Price	Diff %  Diff +/-	Performance 	Date Time	Turnover Pc.  Turnover Money 
ALLEGRO.EU SA LU2237380790	7.308	3.47% 0.25		24/04/19 21:49:56	50 365.40
BANK POLSKA KASA OPIEKI S... PLPEKAO00016	42.46	1.51% 0.63		24/04/19 19:31:38	- -
CD PROJEKT S.A. PLOPTTC00011	25.91	0.90% 0.23		24/04/19 20:04:25	175 4,548.39
DINO POLSKA SA PLDINPL00011	85.06	1.80% 1.50		24/04/19 21:50:08	- -
KGHM POLSKA MIEDZ SA PLKGHM000017	32.61	-0.55% -0.18		24/04/19 19:31:28	- -
LPP SA PLLPP0000011	3,486.00	-1.30% -46.00		24/04/19 19:31:38	- -
MBANK SA PLBRE0000012	197.80	-% -		24/04/19 16:50:00	- -
ORLEN SA PLPKN0000018	15.488	1.23% 0.19		24/04/19 19:31:29	- -
PGE POLSKA GRUPA ENERGETY... PLPGER000010	11.97	-% -		24/04/19 16:50:00	- -
POWSZECHNA KASA OSZCZEDNO... PLPKO0000016	13.49	0.90% 0.12		24/04/19 19:31:38	- -
POWSZECHNY ZAKLAD UBEZPIE... PLPZU0000011	11.54	0.04% 0.01		24/04/19 19:30:32	- -
SANTANDER BANK POLSKA SA PLBZ00000044	127.95	-0.23% -0.30		24/04/19 19:31:37	- -