

AUSTRIA CECE PTX(EUR)

ISIN: **AT0000726450** WKN: -

Overview

2023/09/22 17:45:00

Price

875.15 EUR

Difference  0.52% (4.56)

General attributes

ISIN AT0000726450

Symbol -

Country Poland

Instruments in index 12

Type of index Price Index

Security type Index

Market data

Open 871.67 EUR

High 881.23 EUR

Low 869.02 EUR

Close (prev. day) 870.59 EUR

Trading volume (m) -

Volume (pcs) -

Futures and Options

Related Futures -

Related Options -

5Y



Information about previous performance does not guarantee future performance.
Source: FactSet

Recent research

on market		
Date	Headline	Download
2023/09/18	 Releases of Polish data in focus this week	
2023/09/18	 Poland will release data for August	
2023/09/12	 CEE Sluggish recovery path	
2023/09/11	 Annual inflation on a downward trend	
2023/09/11	 Corporate Credit Monitor CEE	

Details

2023/09/22 17:45:00

Price

875.15 EUR

Difference



0.52% (4.56)

General attributes

ISIN AT0000726450

Symbol -

Country Poland

Security type Index

Instruments in index 12

Market data

Open 871.67 EUR

High 881.23 EUR

Low 869.02 EUR

Close (prev. day) 870.59 EUR

Trading volume (m) -

Volume (pcs) -

Performance and Risk

	6m	1Y	3Y
Perf (%)	+17.41%	+34.37%	+3.33%
Perf (abs.)	+129.76	+223.87	+28.17
Beta	-	-	-
Volatility	24.93	26.18	28.86






5Y

Information about previous performance does not guarantee future performance.
Source: FactSet

Price data

Ø price 5 days Ø volume 5 days (pcs.)	869.69 EUR (0)
Ø price 30 days Ø volume 30 days (pcs.)	912.17 EUR (0)
Ø price 100 days Ø volume 100 days (pcs.)	938.11 EUR (0)
Ø price 250 days Ø volume 250 days (pcs.)	830.57 EUR (0)
YTD High date	1,039.70 EUR (2023/07/31)
YTD Low date	704.26 EUR (2023/03/20)
52 Weeks High date	1,039.70 EUR (2023/07/31)
52 Weeks Low date	565.71 EUR (2022/10/13)

Composition

Name  ISIN	Price	Diff %  Diff +/-	Performance 	Date Time	Turnover Pc.  Turnover Money 
ALLEGRO.EU SA LU2237380790	6.161	-0.19% -0.01		23/09/22 19:31:26	- -
BANK POLSKA KASA OPIEKI S... PLPEKAO00016	54.45	-% -		23/09/22 16:49:59	- -
CD PROJEKT S.A. PLOPTTC00011	32.02	0.06% 0.02		23/09/22 19:31:26	- -
DINO POLSKA SA PLDINPL00011	79.86	-% -		23/09/22 19:31:32	- -
KGHM POLSKA MIEDZ SA PLKGHM000017	23.96	-0.29% -0.07		23/09/22 19:31:07	- -
LPP SA PLLPP0000011	9,010.00	-% -		23/09/22 16:49:59	- -
MBANK SA PLBRE0000012	197.80	-% -		23/09/22 16:49:59	- -
ORLEN SA PLPKN0000018	13.358	2.75% 0.36		23/09/22 19:59:54	3,265 42,640.85
PGE POLSKA GRUPA ENERGETY... PLPGER000010	11.97	-% -		23/09/22 16:49:59	- -
POWSZECHNA KASA OSZCZEDNO... PLPKO0000016	22.59	-% -		23/09/22 16:49:59	- -
POWSZECHNY ZAKLAD UBEZPIE... PLPZU0000011	8.796	0.80% 0.07		23/09/22 19:30:31	- -
SANTANDER BANK POLSKA SA PLBZ00000044	395.55	-% -		23/09/22 16:49:59	- -