

## AUSTRIA CECE PTX(EUR)

ISIN: **AT0000726450** WKN: -

## Overview

2023/06/02 17:45:00

Price

**928.41** EURDifference  4.69% (41.60)

## General attributes

ISIN AT0000726450

Symbol -

Country Poland

Instruments in index 12

Type of index Price Index

Security type Index

## Market data

Open 887.43 EUR

High 928.72 EUR

Low 887.43 EUR

Close (prev. day) 886.81 EUR

Trading volume (m) -

Volume (pcs) -

## Futures and Options

Related Futures -

Related Options -

5Y












Information about previous performance does not guarantee future performance.

Source: FactSet

## Recent research

on market

Date	Headline	Download
2023/05/31	 Corporate Credit Monitor CEE	
2023/05/31	 CEE Special Report   REPowering CEE	
2023/05/31	 Erste Group Research	
2023/05/29	 1Q23 GDP structure will be released	
2023/05/22	 Hungary starts the monetary easing	

## Details

2023/06/02 17:45:00

Price

**928.41** EUR

Difference



4.69% (41.60)

## General attributes

ISIN AT0000726450

Symbol -

Country Poland

Security type Index

Instruments in index 12

## Market data

Open 887.43 EUR

High 928.72 EUR

Low 887.43 EUR

Close (prev. day) 886.81 EUR

Trading volume (m) -

Volume (pcs) -

## Performance and Risk

	6m	1Y	3Y
Perf (%)	+22.15%	+12.20%	+3.38%
Perf (abs.)	+168.36	+100.98	+30.37
Beta	-	-	-
Volatility	24.67	29.46	28.70



5Y

Information about previous performance does not guarantee future performance.

Source: FactSet

## Price data

Ø price 5 days   Ø volume 5 days (pcs.)	892.26 EUR (0)
Ø price 30 days   Ø volume 30 days (pcs.)	875.71 EUR (0)
Ø price 100 days   Ø volume 100 days (pcs.)	822.51 EUR (0)
Ø price 250 days   Ø volume 250 days (pcs.)	757.45 EUR (0)
YTD High   date	928.72 EUR (2023/06/02)
YTD Low   date	704.26 EUR (2023/03/20)
52 Weeks High   date	928.72 EUR (2023/06/02)
52 Weeks Low   date	565.71 EUR (2022/10/13)

## Composition

Name  ISIN	Price	Diff %  Diff +/-	Performance 	Date Time	Turnover Pc.  Turnover Money 
ALLEGRO.EU SA LU2237380790	8.095	4.44% 0.34		23/06/02 22:26:48	1,007 7,933.05
BANK POLSKA KASA OPIEKI S... PLPEKAO00016	23.25	6.41% 1.40		23/06/02 22:01:51	- -
CD PROJEKT S.A. PLOPTTC00011	28.61	4.49% 1.23		23/06/02 22:26:49	5,964 167,502.64
DINO POLSKA SA PLDINPL00011	102.30	4.56% 4.46		23/06/02 22:26:54	122 12,382.25
KGHM POLSKA MIEDZ SA PLKGHM000017	25.30	5.24% 1.26		23/06/02 22:26:53	1,110 27,828.50
LPP SA PLLPP0000011	2,886.00	4.49% 124.00		23/06/02 22:01:51	- -
MBANK SA PLBRE0000012	197.80	-% -		23/06/02 16:50:00	- -
PGE POLSKA GRUPA ENERGETY... PLPGER000010	1.5805	2.46% 0.04		23/06/02 22:01:52	- -
PKN ORLEN SA PLPKN0000018	14.27	3.30% 0.46		23/06/02 22:26:52	477 6,709.60
POWSZECHNA KASA OSZCZEDNO... PLPKO0000016	7.682	5.78% 0.42		23/06/02 22:01:51	- -
POWSZECHNY ZAKLAD UBEZPIE... PLPZU0000011	9.022	2.80% 0.25		23/06/02 22:01:52	- -
SANTANDER BANK POLSKA SA PLBZ00000044	81.65	6.73% 5.15		23/06/02 22:01:52	- -