

AUSTRIA CECE PTX(EUR)

ISIN: **AT0000726450** WKN: -

Overview

2023/03/30 17:45:00

Price

772.70 EURDifference  3.87% (28.80)

General attributes

ISIN	AT0000726450
Symbol	-
Country	Poland
Instruments in index	12
Type of index	Price Index
Security type	Index

Market data

Open	744.14 EUR
High	772.95 EUR
Low	744.14 EUR
Close (prev. day)	743.90 EUR
Trading volume (m)	-
Volume (pcs)	-

Futures and Options

Related Futures	-
Related Options	-

5Y








Information about previous performance does not guarantee future performance.

Source: FactSet

Recent research

on market

Date	Headline	Download
2023/03/27	 Hungarian central bank in the spotlight	
2023/03/27	 Hungarian central bank in the spotlight	
2023/03/20	 A pause in data flow	
2023/03/20	 A pause in data flow	
2023/03/16	 Global Equity Ratings	

Details

2023/03/30 17:45:00

Price

772.70 EUR

Difference



3.87% (28.80)

General attributes

ISIN AT0000726450

Symbol -

Country Poland

Security type Index

Instruments in index 12

Market data

Open 744.14 EUR

High 772.95 EUR

Low 744.14 EUR

Close (prev. day) 743.90 EUR

Trading volume (m) -

Volume (pcs) -

Performance and Risk

	6m	1Y	3Y
Perf (%)	+32.52%	-20.78%	+6.37%
Perf (abs.)	+189.62	-202.64	+46.26
Beta	-	-	-
Volatility	26.26	29.44	29.31



5Y

Information about previous performance does not guarantee future performance.

Source: FactSet

Price data

Ø price 5 days Ø volume 5 days (pcs.)	743.11 EUR (0)
Ø price 30 days Ø volume 30 days (pcs.)	775.86 EUR (0)
Ø price 100 days Ø volume 100 days (pcs.)	788.10 EUR (0)
Ø price 250 days Ø volume 250 days (pcs.)	755.51 EUR (0)
YTD High date	857.22 EUR (2023/01/11)
YTD Low date	704.26 EUR (2023/03/20)
52 Weeks High date	978.25 EUR (2022/04/04)
52 Weeks Low date	565.71 EUR (2022/10/13)

Composition

Name  ISIN	Price	Diff %  Diff +/-	Performance 	Date Time	Turnover Pc.  Turnover Money 
ALLEGRO.EU SA LU2237380790	6.294	13.84% 0.77		23/03/30 18:31:21	- -
BANK POLSKA KASA OPIEKI S... PLPEKAO00016	54.45	-% -		23/03/30 16:50:00	- -
CD PROJEKT S.A. PLOPTTC00011	24.50	3.64% 0.86		23/03/30 20:15:41	2,533 60,531.29
DINO POLSKA SA PLDINPL00011	81.40	-0.80% -0.66		23/03/30 18:30:20	- -
KGHM POLSKA MIEDZ SA PLKGHM000017	26.16	4.06% 1.02		23/03/30 18:30:57	- -
LPP SA PLLPP0000011	9,010.00	-% -		23/03/30 16:50:00	- -
MBANK SA PLBRE0000012	62.15	0.89% 0.55		23/03/30 17:03:44	- -
PGE POLSKA GRUPA ENERGETY... PLPGER000010	1.30	6.95% 0.08		23/03/30 17:03:44	- -
PKN ORLEN SA PLPKN0000018	12.39	2.52% 0.31		23/03/30 18:30:59	- -
POWSZECHNA KASA OSZCZEDNO... PLPKO0000016	5.934	0.64% 0.04		23/03/30 17:03:44	- -
POWSZECHNY ZAKLAD UBEZPIE... PLPZU0000011	7.408	6.35% 0.44		23/03/30 18:30:20	- -
SANTANDER BANK POLSKA SA PLBZ00000044	61.90	-0.48% -0.30		23/03/30 17:03:44	- -