

## AUSTRIA CECE PTX(EUR)

ISIN: **AT0000726450** WKN:

-

## Overview

2023/02/01 17:45:00

Price

**815.82** EURDifference  -1.61% (-13.38)

## General attributes

ISIN	AT0000726450
Symbol	-
Country	Poland
Instruments in index	11
Type of index	Price Index
Security type	Index

## Market data

Open	829.95 EUR
High	833.79 EUR
Low	815.61 EUR
Close (prev. day)	829.20 EUR
Trading volume (m)	-
Volume (pcs)	-

## Futures and Options

Related Futures	-
Related Options	-

5Y








Information about previous performance does not guarantee future performance.

Source: FactSet

## Recent research

on market

Date	Headline	Download
2023/01/30	 GDP data for 2022 begin to flow	
2023/01/30	 Polish economy expanded 4.9% in 2022	
2023/01/30	 GDP data for 2022 begin to flow in for the region	
2023/01/23	 Will Hungarian central bank hint the normalization...	
2023/01/23	 Will Hungarian central bank hint that normalizatio...	

## Details

2023/02/01 17:45:00

Price

**815.82** EURDifference  -1.61% (-13.38)

## General attributes

ISIN AT0000726450

Symbol -

Country Poland

Security type Index

Instruments in index 11

## Market data

Open 829.95 EUR

High 833.79 EUR

Low 815.61 EUR

Close (prev. day) 829.20 EUR

Trading volume (m) -

Volume (pcs) -

## Performance and Risk

	6m	1Y	3Y
Perf (%)	+6.49%	-19.05%	-23.87%
Perf (abs.)	+49.75	-191.95	-255.83
Beta	-	-	-
Volatility	29.72	36.32	32.47



Information about previous performance does not guarantee future performance.

Source: FactSet

## Price data

Ø price 5 days   Ø volume 5 days (pcs.)	829.46 EUR (0)
Ø price 30 days   Ø volume 30 days (pcs.)	819.17 EUR (0)
Ø price 100 days   Ø volume 100 days (pcs.)	724.33 EUR (0)
Ø price 250 days   Ø volume 250 days (pcs.)	779.25 EUR (0)
YTD High   date	857.22 EUR (2023/01/11)
YTD Low   date	787.96 EUR (2023/01/02)
52 Weeks High   date	1,038.78 EUR (2022/02/16)
52 Weeks Low   date	565.71 EUR (2022/10/13)

## Composition

Name  ISIN	Price	Diff %  Diff +/-	Performance 	Date Time	Turnover Pc.  Turnover Money 
ALLEGRO.EU SA LU2237380790	6.237	-1.13% -0.07		23/02/01 18:31:14	- -
BANK POLSKA KASA OPIEKI S... PLPEKAO00016	54.45	-% -		23/02/01 16:50:00	- -
CD PROJEKT S.A. PLOPTTC00011	28.94	-1.30% -0.38		23/02/01 18:31:13	- -
DINO POLSKA SA PLDINPL00011	77.50	-% -		23/02/01 16:50:00	- -
KGHM POLSKA MIEDZ SA PLKGHM000017	29.26	-0.07% -0.02		23/02/01 18:30:51	- -
LPP SA PLLPP0000011	9,010.00	-% -		23/02/01 16:50:00	- -
PGE POLSKA GRUPA ENERGETY... PLPGER000010	11.97	-% -		23/02/01 16:50:00	- -
PKN ORLEN SA PLPKN0000018	13.255	-3.25% -0.45		23/02/01 18:30:53	- -
POWSZECHNA KASA OSZCZEDNO... PLPKO0000016	22.59	-% -		23/02/01 16:50:00	- -
POWSZECHNY ZAKLAD UBEZPIE... PLPZU0000011	42.09	-% -		23/02/01 16:50:00	- -
SANTANDER BANK POLSKA SA PLBZ00000044	395.55	-% -		23/02/01 16:50:00	- -