

AUSTRIA CECE PTX(EUR)

ISIN: **AT0000726450** WKN:

-

Overview

2021/05/06 12:11:41

Price

943.05 EURDifference  0.76% (7.09)

General attributes

ISIN	AT0000726450
Symbol	-
Country	Poland
Instruments in index	10
Type of index	Price Index
Security type	Index

Market data

Open	936.37 EUR
High	948.13 EUR
Low	936.37 EUR
Close (prev. day)	935.96 EUR
Trading volume (m)	-
Volume (pcs)	-

Futures and Options

Related Futures	-
Related Options	-

5Y












Information about previous performance does not guarantee future performance.

Source: FactSet

Recent research

on market

Date	Headline	Download
2021/05/05	 NBP sees inflation outside of the tolerance band i...	
2021/05/04	 Mixed retail sales data in CEE	
2021/05/03	 Poland Weekly Focus Rate hikes on the horizon?	
2021/05/03	 March retail sales likely to show mixed developmen...	
2021/04/30	 FY21 inflation forecast revised to 4.0%	

Details

2021/05/06 12:11:41

Price

943.05 EUR

Difference



0.76% (7.09)

General attributes

ISIN AT0000726450

Symbol -

Country Poland

Security type Index

Instruments in index 10

Market data

Open 936.37 EUR

High 948.13 EUR

Low 936.37 EUR

Close (prev. day) 935.96 EUR

Trading volume (m) -

Volume (pcs) -

Performance and Risk

	6m	1Y	3Y
Perf (%)	+14.11%	+17.93%	-21.42%
Perf (abs.)	+115.70	+142.31	-255.15
Beta	-	-	-
Volatility	25.42	26.16	27.02



5Y

Information about previous performance does not guarantee future performance.

Source: FactSet

Price data

Ø price 5 days Ø volume 5 days (pcs.)	933.70 EUR (0)
Ø price 30 days Ø volume 30 days (pcs.)	915.36 EUR (0)
Ø price 100 days Ø volume 100 days (pcs.)	937.54 EUR (0)
Ø price 250 days Ø volume 250 days (pcs.)	902.93 EUR (0)
YTD High date	1,015.24 EUR (2021/01/08)
YTD Low date	857.59 EUR (2021/03/25)
52 Weeks High date	1,021.59 EUR (2020/12/09)
52 Weeks Low date	722.99 EUR (2020/10/30)

Composition

Name  ISIN	Price	Diff %  Diff +/-	Performance 	Date Time	Turnover Pc.  Turnover Money 
ALLEGRO.EU SA LU2237380790	11.618	0.17% 0.02		21/05/06 12:04:05	1,995 23,110.14
BANK PEKAO SA PLPEKAO00016	16.50	-9.34% -1.70		21/05/06 08:09:36	- -
CD PROJEKT S.A. PLOPTTC00011	34.24	-5.93% -2.16		21/05/06 12:09:51	18,377 633,111.53
DINO POLSKA SA PLN0.10 PLDINPL00011	53.00	0.45% 0.24		21/05/06 09:16:00	- -
KGHM POLSKA MIEDZ SA PLN1... PLKGHM000017	44.88	-0.73% -0.33		21/05/06 12:01:05	- -
LPP SA PLN2.00 PLLPP0000011	2,284.00	13.18% 266.00		21/05/06 11:25:42	- -
PKN ORLEN SA PLPKN0000018	15.105	2.41% 0.36		21/05/06 11:25:43	120 1,872.00
POLSKIE GORNICTWO NAFTOWE... PLPGNIG00014	1.3785	1.70% 0.02		21/05/06 11:25:42	- -
POWSZECHNA KASA OSZCZED B... PLPKO0000016	7.49	1.74% 0.13		21/05/06 11:25:41	- -
POWSZECHNY ZAKLAD UBEZPIE... PLPZU0000011	6.928	1.23% 0.08		21/05/06 08:06:47	- -