

## AUSTRIA CECE OVERALL(EUR)

ISIN: **AT0000726476** WKN: -

## Overview

2024/09/19 11:16:34

Price

**1,934.15** EURDifference  0.19% (3.62)

## General attributes

ISIN AT0000726476

Symbol -

Country Czechia

Instruments in index 29

Type of index Performance Index

Security type Index

## Market data

Open 1,931.46 EUR

High 1,934.81 EUR

Low 1,921.42 EUR

Close (prev. day) 1,930.53 EUR

Trading volume (m) -






Volume (pcs) -

## Top 5

Name 	Price	+ - (%)	Trend 
PRIMOCO UA...	910.00	+1.11	
KOFOLA CES...	329.00	+0.62	
MASTERPLAS...	2,890.00	+0.35	
OPUS GLOBA...	473.50	+0.33	
MOL HUNGAR...	2,616.00	+0.31	

Intraday 1W 1M 6m 1Y 3Y

## Flop 5

Name 	Price	+ - (%)	Trend 
KOMERCNI B...	766.50	-0.59	
ERSTE GROU...	48.25	-0.50	
PHILIP MOR...	15,120.00	-0.39	
VIENNA INS...	30.30	-0.33	

5Y








Information about previous performance does not guarantee future performance.

Source: FactSet

## Recent research

on market

Date	Headline	Download 
2024/09/19	 CZ Ranní restart	
2024/09/19	 Akciové trhy - denní zpráva	
2024/09/18	 Český automobilový průmysl a trh v kostce: Výroba ...	
2024/09/18	 Akciové trhy - denní zpráva	
2024/09/18	 CZ Ranní restart	

4IG NYILVA... 776.00 -0.13 

Intraday 1W 1M 6m 1Y 3Y

**Futures and Options**

Related Futures 8

Related Options -

## Details

2024/09/19 11:16:34

Price

**1,934.15** EUR

Difference



0.19% (3.62)

## General attributes

ISIN AT0000726476

Symbol -

Country Czechia

Security type Index

Instruments in index 29

## Market data

Open 1,931.46 EUR

High 1,934.81 EUR

Low 1,921.42 EUR

Close (prev. day) 1,930.53 EUR

Trading volume (m) -

Volume (pcs) -

## Performance and Risk

	6m	1Y	3Y
Perf (%)	+4.09%	+25.52%	+10.95%
Perf (abs.)	+75.82	+392.53	+190.56
Beta	-	-	-
Volatility	16.95	16.30	22.90



Information about previous performance does not guarantee future performance.

Source: FactSet

## Price data

Ø price 5 days   Ø volume 5 days (pcs.)	1,924.01 EUR (0)
Ø price 30 days   Ø volume 30 days (pcs.)	1,945.30 EUR (0)
Ø price 100 days   Ø volume 100 days (pcs.)	1,972.01 EUR (0)
Ø price 250 days   Ø volume 250 days (pcs.)	1,869.97 EUR (0)
YTD High   date	2,069.07 EUR (2024/05/21)
YTD Low   date	1,743.23 EUR (2024/01/17)
52 Weeks High   date	2,069.07 EUR (2024/05/21)
52 Weeks Low   date	1,472.04 EUR (2023/10/04)

## Composition

Name  ISIN	Price	Diff %  Diff +/-	Performance 	Date Time	Turnover Pc.  Turnover Money 
4IG NYILVANOSAN MUKODO RE... HU0000167788	776.00	0.00% 0.00		24/09/19 10:42:39	900 689,600.00
ALLEGRO.EU SA LU2237380790	8.681	-% -		24/09/19 08:11:14	- -
ANY SECURITY PRINTING COM... HU0000093257	4,150.00	-1.19% -50.00		24/09/19 11:03:34	3,199 13,262,260.00
BANK POLSKA KASA OPIEKI S... PLPEKAO00016	34.97	0.89% 0.31		24/09/19 09:31:23	- -
CD PROJEKT S.A. PLOPTTC00011	41.75	2.86% 1.16		24/09/19 11:09:20	233 9,653.23
CEZ AS CZ0005112300	857.50	0.29% 2.50		24/09/19 11:15:40	6,815 5,835,897.50
COLT CZ GROUP SE CZK0.10 CZ0009008942	633.00	2.10% 13.00		24/09/19 11:12:56	6,182 3,897,425.00
DINO POLSKA SA PLDINPL00011	76.04	4.11% 3.00		24/09/19 10:55:03	- -
ERSTE GROUP BANK AG AT0000652011	1,208.00	1.43% 17.00		24/09/19 11:06:08	16,291 19,631,295.50
KGHM POLSKA MIEDZ SA PLKGHM000017	34.50	5.34% 1.75		24/09/19 11:01:33	150 5,175.00
KOFOLA CESKOSLOVENSKO AS ... CZ0009000121	329.00	0.61% 2.00		24/09/19 11:16:30	1,022 333,457.00
KOMERCNI BANKA CZ0008019106	766.50	0.39% 3.00		24/09/19 11:15:52	11,677 8,943,662.00
LPP SA PLLPP0000011	3,376.00	1.44% 48.00		24/09/19 09:31:23	- -
MAGYAR TELEKOM TELECOMMUN... HU0000073507	1,026.00	0.20% 2.00		24/09/19 11:06:32	17,596 18,066,302.00
MASTERPLAST SHARE HUF100 HU0000093943	2,890.00	0.00% 0.00		24/09/19 09:45:46	39 111,570.00
MBANK SA PLBRE0000012	154.90	1.21% 1.85		24/09/19 08:10:49	- -
MOL HUNGARIAN OIL & GAS P... HU0000153937	2,616.00	-0.53% -14.00		24/09/19 11:13:39	43,586 114,115,626.00
MONETA MONEY BANK A.S. CZ0008040318	109.00	-0.91% -1.00		24/09/19 11:12:23	57,683 6,281,903.80
OPUS GLOBAL NYRT HU0000110226	473.50	3.38% 15.50		24/09/19 11:15:56	916,936 428,724,610.00
ORLEN SA PLPKN0000018	13.884	-3.50% -0.50		24/09/19 11:03:53	634 8,748.16
OTP BANK PLC HU0000061726	18,565.00	-0.08% -15.00		24/09/19 11:14:41	43,907 815,342,875.00
PGE POLSKA GRUPA ENERGETY... PLPGER000010	1.636	-2.27% -0.04		24/09/19 08:10:53	- -
PHILIP MORRIS(CZ) CZK1000 CS0008418869	15,120.00	-0.53% -80.00		24/09/19 10:56:29	181 2,743,480.00
POWSZECHNA KASA OSZCZEDNO... PLPKO0000016	12.98	-0.08% -0.01		24/09/19 09:31:23	- -
POWSZECHNY ZAKLAD UBEZPIE... PLPZU0000011	9.622	1.80% 0.17		24/09/19 09:31:20	- -

## AUSTRIA CECE OVERALL(EUR)

PRIMOCO UAV SE CZK1 CZ0005135970	910.00	0.00% 0.00		24/09/19 10:50:55	111 101,010.00
RICHTER GEDEON VEGYESZETI... HU0000123096	10,720.00	0.09% 10.00		24/09/19 11:06:21	14,644 157,106,190.00
SANTANDER BANK POLSKA SA PLBZ00000044	108.80	1.02% 1.10	█	24/09/19 09:31:22	- -
VIENNA INSURANCE GROUP AT0000908504	30.30	0.33% 0.10		24/09/19 11:11:39	3,018 91,448.50