

## AUSTRIA CECE OVERALL(EUR)

ISIN: AT0000726476 WKN: -

## Overview

2024/09/18 17:45:00

Price

**1,930.53** EURDifference  -0.13% (-2.54)

## General attributes

ISIN AT0000726476

Symbol -

Country Czechia

Instruments in index 29

Type of index Performance Index

Security type Index

## Market data

Open 1,932.54 EUR

High 1,940.85 EUR

Low 1,924.76 EUR

Close (prev. day) 1,933.07 EUR

Trading volume (m) -







Volume (pcs) -

## Top 5

Name 	Price	+ - (%)	Trend 
PRIMOCO UA...	910.00	+1.11	
KOFOLA CES...	327.00	+0.62	
MASTERPLAS...	2,890.00	+0.35	
OPUS GLOBA...	458.00	+0.33	
MOL HUNGAR...	2,630.00	+0.31	

Intraday 1W 1M 6m 1Y 3Y

## Flop 5

Name 	Price	+ - (%)	Trend 
KOMERCNI B...	763.50	-0.59	
ERSTE GROU...	47.89	-0.50	
PHILIP MOR...	15,200.00	-0.39	
VIENNA INS...	30.20	-0.33	










5Y



Information about previous performance does not guarantee future performance.

Source: FactSet

## Recent research

on market		
Date	Headline	Download
2024/09/18	 Český automobilový průmysl a trh v kostce: Výroba ...	
2024/09/18	 Akciové trhy - denní zpráva	
2024/09/18	 CZ Ranní restart	
2024/09/17	 Studie: Zaměstnanost v evropském zemědělství klesá...	
2024/09/17	 Akciové trhy - denní zpráva	

4IG NYILVA... 776.00 -0.13 

Intraday 1W 1M 6m 1Y 3Y

**Futures and Options**

Related Futures 8

Related Options -

## Details

2024/09/18 17:45:00

Price

**1,930.53** EURDifference  -0.13% (-2.54)

## General attributes

ISIN AT0000726476

Symbol -

Country Czechia

Security type Index

Instruments in index 29

## Market data

Open 1,932.54 EUR

High 1,940.85 EUR

Low 1,924.76 EUR

Close (prev. day) 1,933.07 EUR

Trading volume (m) -

Volume (pcs) -

## Performance and Risk

	6m	1Y	3Y
Perf (%)	+4.09%	+25.52%	+10.95%
Perf (abs.)	+75.82	+392.53	+190.56
Beta	-	-	-
Volatility	16.95	16.30	22.90

5Y



Information about previous performance does not guarantee future performance.

Source: FactSet

## Price data

Ø price 5 days   Ø volume 5 days (pcs.)	1,924.01 EUR (0)
Ø price 30 days   Ø volume 30 days (pcs.)	1,945.30 EUR (0)
Ø price 100 days   Ø volume 100 days (pcs.)	1,972.01 EUR (0)
Ø price 250 days   Ø volume 250 days (pcs.)	1,869.97 EUR (0)
YTD High   date	2,069.07 EUR (2024/05/21)
YTD Low   date	1,743.23 EUR (2024/01/17)
52 Weeks High   date	2,069.07 EUR (2024/05/21)
52 Weeks Low   date	1,472.04 EUR (2023/10/04)

## Composition

Name  ISIN	Price	Diff %  Diff +/-	Performance 	Date Time	Turnover Pc.  Turnover Money 
4IG NYILVANOSAN MUKODO RE... HU0000167788	776.00	-0.13% -1.00		24/09/18 17:20:00	8,233 6,384,412.00
ALLEGRO.EU SA LU2237380790	8.681	0.25% 0.02		24/09/18 19:31:27	- -
ANY SECURITY PRINTING COM... HU0000093257	4,200.00	0.00% 0.00		24/09/18 17:19:59	8,104 33,762,980.00
BANK POLSKA KASA OPIEKI S... PLPEKAO00016	34.66	0.06% 0.02		24/09/18 19:31:37	- -
CD PROJEKT S.A. PLOPTTC00011	40.68	-0.66% -0.27		24/09/18 21:32:35	852 34,873.60
CEZ AS CZ0005112300	855.00	0.00% 0.00		24/09/18 16:15:23	99,940 85,440,238.00
COLT CZ GROUP SE CZK0.10 CZ0009008942	620.00	0.00% 0.00		24/09/18 16:15:06	14,537 9,039,349.00
DINO POLSKA SA PLDINPL00011	73.04	-0.79% -0.58		24/09/18 21:50:07	- -
ERSTE GROUP BANK AG AT0000652011	1,191.00	-0.50% -6.00		24/09/18 16:16:32	24,367 29,130,249.50
KGHM POLSKA MIEDZ SA PLKGHM000017	32.75	-0.67% -0.22		24/09/18 21:26:57	140 4,585.00
KOFOLA CESKOSLOVENSKO AS ... CZ0009000121	327.00	0.62% 2.00		24/09/18 16:15:20	5,263 1,727,774.00
KOMERCNI BANKA CZ0008019106	763.50	-0.59% -4.50		24/09/18 16:15:29	41,933 32,063,614.00
LPP SA PLLPP0000011	3,328.00	-1.54% -52.00		24/09/18 19:31:36	- -
MAGYAR TELEKOM TELECOMMUN... HU0000073507	1,024.00	0.20% 2.00		24/09/18 17:20:00	64,337 66,036,834.00
MASTERPLAST SHARE HUF100 HU0000093943	2,890.00	0.35% 10.00		24/09/18 17:19:59	844 2,422,770.00
MBANK SA PLBRE0000012	155.00	1.17% 1.80		24/09/18 17:25:23	- -
MOL HUNGARIAN OIL & GAS P... HU0000153937	2,630.00	0.31% 8.00		24/09/18 17:20:00	183,210 479,920,156.00
MONETA MONEY BANK A.S. CZ0008040318	110.00	0.00% 0.00		24/09/18 16:15:03	264,947 28,897,309.60
OPUS GLOBAL NYRT HU0000110226	458.00	0.33% 1.50		24/09/18 17:20:00	221,008 100,546,067.00
ORLEN SA PLPKN0000018	14.388	-0.50% -0.07		24/09/18 20:19:09	730 10,503.76
OTP BANK PLC HU0000061726	18,580.00	0.11% 20.00		24/09/18 17:19:59	154,134 2,858,674,525.00
PGE POLSKA GRUPA ENERGETY... PLPGER000010	11.97	-% -		24/09/18 16:50:00	- -
PHILIP MORRIS(CZ) CZK1000 CS0008418869	15,200.00	-0.39% -60.00		24/09/18 16:15:26	204 3,103,220.00
POWSZECHNA KASA OSZCZEDNO... PLPKO0000016	12.99	-0.23% -0.03		24/09/18 19:31:37	- -
POWSZECHNY ZAKLAD UBEZPIE... PLPZU0000011	9.452	-0.80% -0.08		24/09/18 19:31:33	- -

## AUSTRIA CECE OVERALL(EUR)

PRIMOCO UAV SE CZK1 CZ0005135970	910.00	1.11% 10.00	█	24/09/18 09:52:04	98 88,230.00
RICHTER GEDEON VEGYESZETI... HU0000123096	10,710.00	-0.09% -10.00		24/09/18 17:20:00	85,654 918,709,360.00
SANTANDER BANK POLSKA SA PLBZ00000044	107.70	-0.05% -0.05		24/09/18 19:31:36	- -
VIENNA INSURANCE GROUP AT0000908504	30.20	-0.33% -0.10		24/09/18 17:35:26	38,102 1,148,043.65