

## AUSTRIA CECE OVERALL(EUR)

ISIN: AT0000726476 WKN: -

## Overview

2024/09/18 14:59:52

Price

**1,929.74** EURDifference  -0.17% (-3.33)

## General attributes

ISIN AT0000726476

Symbol -

Country Czechia

Instruments in index 29

Type of index Performance Index

Security type Index

## Market data

Open 1,932.54 EUR

High 1,940.85 EUR

Low 1,926.28 EUR

Close (prev. day) 1,933.07 EUR

Trading volume (m) -

Volume (pcs) -

## Top 5

Name 	Price	+ - (%)	Trend 
KOFOLA CES...	328.00	+1.88	
4IG NYILVA...	777.00	+1.30	
OTP BANK P...	18,540.00	+0.32	
Intraday <b>1W</b> 1M 6m 1Y 3Y			

## Flop 5

Name 	Price	+ - (%)	Trend 
COLT CZ GR...	622.00	-3.13	
ANY SECURI...	4,150.00	-1.64	
PRIMOCO UA...	910.00	-1.10	
MASTERPLAS...	2,900.00	-0.69	
MOL HUNGAR...	2,620.00	-0.53	









5Y



Information about previous performance does not guarantee future performance.

Source: FactSet

## Recent research

on market		
Date	Headline	Download
2024/09/18	 Český automobilový průmysl a trh v kostce: Výroba ...	
2024/09/18	 Akciové trhy - denní zpráva	
2024/09/18	 CZ Ranní restart	
2024/09/17	 Studie: Zaměstnanost v evropském zemědělství klesá...	
2024/09/17	 Akciové trhy - denní zpráva	

Intraday	1W	1M	6m	1Y	3Y
----------	----	----	----	----	----

**Futures and Options**

Related Futures	8
-----------------	---

Related Options	-
-----------------	---

## Details

2024/09/18 14:59:52

Price

**1,929.74** EURDifference  -0.17% (-3.33)

## General attributes

ISIN AT0000726476

Symbol -

Country Czechia

Security type Index

Instruments in index 29

## Market data

Open 1,932.54 EUR

High 1,940.85 EUR

Low 1,926.28 EUR

Close (prev. day) 1,933.07 EUR

Trading volume (m) -

Volume (pcs) -

## Performance and Risk

	6m	1Y	3Y
Perf (%)	+3.97%	+24.08%	+11.10%
Perf (abs.)	+73.80	+375.21	+193.10
Beta	-	-	-
Volatility	16.94	16.31	22.92

5Y



Information about previous performance does not guarantee future performance.  
Source: FactSet

## Price data

Ø price 5 days   Ø volume 5 days (pcs.)	1,914.95 EUR (0)
Ø price 30 days   Ø volume 30 days (pcs.)	1,942.93 EUR (0)
Ø price 100 days   Ø volume 100 days (pcs.)	1,972.42 EUR (0)
Ø price 250 days   Ø volume 250 days (pcs.)	1,868.19 EUR (0)
YTD High   date	2,069.07 EUR (2024/05/21)
YTD Low   date	1,743.23 EUR (2024/01/17)
52 Weeks High   date	2,069.07 EUR (2024/05/21)
52 Weeks Low   date	1,472.04 EUR (2023/10/04)

## Composition

Name  ISIN	Price	Diff %  Diff +/-	Performance 	Date Time	Turnover Pc.  Turnover Money 
4IG NYILVANOSAN MUKODO RE... HU0000167788	777.00	0.00% 0.00		24/09/18 14:24:12	7,072 5,483,614.00
ALLEGRO.EU SA LU2237380790	8.745	-0.14% -0.01		24/09/18 14:58:22	- -
ANY SECURITY PRINTING COM... HU0000093257	4,150.00	-1.19% -50.00		24/09/18 14:57:12	6,675 27,761,180.00
BANK POLSKA KASA OPIEKI S... PLPEKAO00016	34.54	0.99% 0.34		24/09/18 14:58:25	- -
CD PROJEKT S.A. PLOPTTC00011	40.54	0.35% 0.14		24/09/18 14:58:22	- -
CEZ AS CZ0005112300	856.50	0.18% 1.50		24/09/18 14:56:32	32,960 28,167,496.00
COLT CZ GROUP SE CZK0.10 CZ0009008942	622.00	0.32% 2.00		24/09/18 14:58:55	11,130 6,924,163.00
DINO POLSKA SA PLDINPL00011	71.08	0.20% 0.14		24/09/18 14:58:24	- -
ERSTE GROUP BANK AG AT0000652011	1,195.00	-0.17% -2.00		24/09/18 14:56:29	11,601 13,904,990.00
KGHM POLSKA MIEDZ SA PLKGHM000017	32.56	-0.46% -0.15		24/09/18 14:58:23	- -
KOFOLA CESKOSLOVENSKO AS ... CZ0009000121	328.00	0.92% 3.00		24/09/18 14:53:48	5,189 1,703,532.00
KOMERCNI BANKA CZ0008019106	765.00	-0.39% -3.00		24/09/18 14:55:13	31,225 23,887,576.00
LPP SA PLLPP0000011	3,332.00	-1.30% -44.00		24/09/18 14:58:22	- -
MAGYAR TELEKOM TELECOMMUN... HU0000073507	1,026.00	0.39% 4.00		24/09/18 14:32:28	36,881 37,832,184.00
MASTERPLAST SHARE HUF100 HU0000093943	2,900.00	0.69% 20.00		24/09/18 12:31:47	744 2,133,770.00
MBANK SA PLBRE0000012	149.30	1.56% 2.30		24/09/18 14:58:24	- -
MOL HUNGARIAN OIL & GAS P... HU0000153937	2,620.00	-0.08% -2.00		24/09/18 14:51:22	93,070 244,493,444.00
MONETA MONEY BANK A.S. CZ0008040318	108.20	-1.64% -1.80		24/09/18 14:58:38	133,371 14,462,260.80
OPUS GLOBAL NYRT HU0000110226	458.00	0.33% 1.50		24/09/18 14:59:50	140,042 63,490,812.00
ORLEN SA PLPKN0000018	361.30	1.29% 4.60		24/09/18 13:16:31	183 66,110.75
OTP BANK PLC HU0000061726	18,540.00	-0.11% -20.00		24/09/18 14:57:57	73,195 1,356,935,860.00
PGE POLSKA GRUPA ENERGETY... PLPGER000010	1.5855	-1.55% -0.03		24/09/18 14:58:24	- -
PHILIP MORRIS(CZ) CZK1000 CS0008418869	15,200.00	-0.39% -60.00		24/09/18 13:35:47	179 2,723,340.00
POWSZECHNA KASA OSZCZEDNO... PLPKO0000016	12.91	0.62% 0.08		24/09/18 14:58:23	- -
POWSZECHNY ZAKLAD UBEZPIE... PLPZU0000011	9.344	-0.49% -0.05		24/09/18 14:58:24	- -

## AUSTRIA CECE OVERALL(EUR)

PRIMOCO UAV SE CZK1 CZ0005135970	910.00	1.11% 10.00	█	24/09/18 09:52:04	98 88,230.00
RICHTER GEDEON VEGYESZETI... HU0000123096	10,740.00	0.19% 20.00		24/09/18 14:59:42	33,688 362,037,220.00
SANTANDER BANK POLSKA SA PLBZ00000044	106.85	-% -		24/09/18 14:58:22	- -
VIENNA INSURANCE GROUP AT0000908504	30.10	-0.66% -0.20		24/09/18 14:57:07	18,652 562,307.65