

AUSTRIA CECE OVERALL(EUR)

ISIN: AT0000726476 WKN: -

Overview

2024/09/18 15:14:39

Price

1,929.96 EURDifference  -0.16% (-3.11)

General attributes

ISIN AT0000726476

Symbol -

Country Czechia

Instruments in index 29

Type of index Performance Index

Security type Index

Market data

Open 1,932.54 EUR

High 1,940.85 EUR

Low 1,926.28 EUR

Close (prev. day) 1,933.07 EUR

Trading volume (m) -

Volume (pcs) -

Top 5

Name 	Price	+ - (%)	Trend 
KOFOLA CES...	328.00	+1.88	
4IG NYILVA...	777.00	+1.30	
OTP BANK P...	18,540.00	+0.32	
Intraday 1W 1M 6m 1Y 3Y			

Flop 5

Name 	Price	+ - (%)	Trend 
COLT CZ GR...	623.00	-3.13	
ANY SECURI...	4,150.00	-1.64	
PRIMOCO UA...	910.00	-1.10	
MASTERPLAS...	2,900.00	-0.69	
MOL HUNGAR...	2,620.00	-0.53	










5Y



Information about previous performance does not guarantee future performance.

Source: FactSet

Recent research

on market		
Date	Headline	Download
2024/09/18	 Český automobilový průmysl a trh v kostce: Výroba ...	
2024/09/18	 Akciové trhy - denní zpráva	
2024/09/18	 CZ Ranní restart	
2024/09/17	 Studie: Zaměstnanost v evropském zemědělství klesá...	
2024/09/17	 Akciové trhy - denní zpráva	

Intraday	1W	1M	6m	1Y	3Y
----------	----	----	----	----	----

Futures and Options

Related Futures	8
-----------------	---

Related Options	-
-----------------	---

Details

2024/09/18 15:14:39

Price

1,929.96 EURDifference  -0.16% (-3.11)

General attributes

ISIN AT0000726476

Symbol -

Country Czechia

Security type Index

Instruments in index 29

Market data

Open 1,932.54 EUR

High 1,940.85 EUR

Low 1,926.28 EUR

Close (prev. day) 1,933.07 EUR

Trading volume (m) -

Volume (pcs) -

Performance and Risk

	6m	1Y	3Y
Perf (%)	+3.97%	+24.08%	+11.10%
Perf (abs.)	+73.80	+375.21	+193.10
Beta	-	-	-
Volatility	16.94	16.31	22.92

2,000.00
1,800.00
1,600.00
1,400.00
1,200.00
1,000.00



5Y

Information about previous performance does not guarantee future performance.

Source: FactSet

Price data

Ø price 5 days Ø volume 5 days (pcs.)	1,914.95 EUR (0)
Ø price 30 days Ø volume 30 days (pcs.)	1,942.93 EUR (0)
Ø price 100 days Ø volume 100 days (pcs.)	1,972.42 EUR (0)
Ø price 250 days Ø volume 250 days (pcs.)	1,868.19 EUR (0)
YTD High date	2,069.07 EUR (2024/05/21)
YTD Low date	1,743.23 EUR (2024/01/17)
52 Weeks High date	2,069.07 EUR (2024/05/21)
52 Weeks Low date	1,472.04 EUR (2023/10/04)

Composition

Name  ISIN	Price	Diff %  Diff +/-	Performance 	Date Time	Turnover Pc.  Turnover Money 
4IG NYILVANOSAN MUKODO RE... HU0000167788	777.00	0.00% 0.00		24/09/18 14:24:12	7,072 5,483,614.00
ALLEGRO.EU SA LU2237380790	8.745	-0.14% -0.01		24/09/18 14:58:22	- -
ANY SECURITY PRINTING COM... HU0000093257	4,150.00	-1.19% -50.00		24/09/18 14:57:12	6,675 27,761,180.00
BANK POLSKA KASA OPIEKI S... PLPEKAO00016	34.54	0.99% 0.34		24/09/18 14:58:25	- -
CD PROJEKT S.A. PLOPTTC00011	40.54	0.35% 0.14		24/09/18 14:58:22	- -
CEZ AS CZ0005112300	857.00	0.23% 2.00		24/09/18 15:11:50	34,130 29,169,979.00
COLT CZ GROUP SE CZK0.10 CZ0009008942	623.00	0.48% 3.00		24/09/18 15:08:19	11,157 6,940,984.00
DINO POLSKA SA PLDINPL00011	71.08	0.20% 0.14		24/09/18 14:58:24	- -
ERSTE GROUP BANK AG AT0000652011	1,193.00	-0.33% -4.00		24/09/18 15:11:05	15,788 18,905,972.00
KGHM POLSKA MIEDZ SA PLKGHM000017	32.56	-0.46% -0.15		24/09/18 14:58:23	- -
KOFOLA CESKOSLOVENSKO AS ... CZ0009000121	328.00	0.92% 3.00		24/09/18 15:02:46	5,194 1,705,172.00
KOMERCNI BANKA CZ0008019106	764.00	-0.52% -4.00		24/09/18 15:13:07	32,328 24,730,040.00
LPP SA PLLPP0000011	3,332.00	-1.30% -44.00		24/09/18 14:58:22	- -
MAGYAR TELEKOM TELECOMMUN... HU0000073507	1,028.00	0.59% 6.00		24/09/18 15:04:27	37,066 38,022,294.00
MASTERPLAST SHARE HUF100 HU0000093943	2,900.00	0.69% 20.00		24/09/18 12:31:47	744 2,133,770.00
MBANK SA PLBRE0000012	149.30	1.56% 2.30		24/09/18 14:58:24	- -
MOL HUNGARIAN OIL & GAS P... HU0000153937	2,620.00	-0.08% -2.00		24/09/18 15:13:55	96,098 252,426,804.00
MONETA MONEY BANK A.S. CZ0008040318	109.00	-0.91% -1.00		24/09/18 15:14:33	137,917 14,956,133.80
OPUS GLOBAL NYRT HU0000110226	457.00	0.11% 0.50		24/09/18 15:13:48	143,218 64,943,413.00
ORLEN SA PLPKN0000018	360.65	1.11% 3.95		24/09/18 15:04:35	188 67,914.00
OTP BANK PLC HU0000061726	18,540.00	-0.11% -20.00		24/09/18 15:13:34	73,197 1,356,972,940.00
PGE POLSKA GRUPA ENERGETY... PLPGER000010	1.5855	-1.55% -0.03		24/09/18 14:58:24	- -
PHILIP MORRIS(CZ) CZK1000 CS0008418869	15,200.00	-0.39% -60.00		24/09/18 15:10:17	180 2,738,540.00
POWSZECHNA KASA OSZCZEDNO... PLPKO0000016	12.91	0.62% 0.08		24/09/18 14:58:23	- -
POWSZECHNY ZAKLAD UBEZPIE... PLPZU0000011	9.344	-0.49% -0.05		24/09/18 14:58:24	- -

AUSTRIA CECE OVERALL(EUR)

PRIMOCO UAV SE CZK1 CZ0005135970	910.00	1.11% 10.00	█	24/09/18 09:52:04	98 88,230.00
RICHTER GEDEON VEGYESZETI... HU0000123096	10,710.00	-0.09% -10.00		24/09/18 15:13:07	37,110 398,744,250.00
SANTANDER BANK POLSKA SA PLBZ00000044	106.85	-% -		24/09/18 14:58:22	- -
VIENNA INSURANCE GROUP AT0000908504	30.10	-0.66% -0.20		24/09/18 15:10:34	19,915 600,263.25