

AUSTRIA CECE OVERALL(EUR)

ISIN: **AT0000726476** WKN: -

Overview

2024/09/13 17:45:00

Price

1,935.73 EURDifference  1.36% (25.91)

General attributes

ISIN	AT0000726476
Symbol	-
Country	Czechia
Instruments in index	29
Type of index	Performance Index
Security type	Index

Market data

Open	1,909.68 EUR
High	1,938.01 EUR
Low	1,909.68 EUR
Close (prev. day)	1,909.82 EUR
Trading volume (m)	-
Volume (pcs)	-

Top 5

Name 	Price	+ - (%)	Trend 
4IG NYILVA...	772.00	+3.21	
MOL HUNGAR...	2,660.00	+2.70	
PRIMOCO UA...	910.00	+2.25	
VIENNA INS...	30.60	+0.82	
ERSTE GROU...	48.06	+0.75	

Intraday **1W** 1M 6m 1Y 3Y

Flop 5

Name 	Price	+ - (%)	Trend 
COLT CZ GR...	650.00	-0.61	
KOFOLA CES...	333.00	-0.60	

5Y



Information about previous performance does not guarantee future performance.

Source: FactSet

Recent research

on market		
Date	Headline	Download
2024/09/13	 Czechia Gradual economic recovery	
2024/09/13	 Akciové trhy - denní zpráva	
2024/09/13	 Ranní restart	
2024/09/13	 CEE Germany's underperformance is sneaking into ...	
2024/09/12	 Akciové trhy - denní zpráva	

PHILIP MOR...	15,280.00	-0.26	↔
KOMERCNI B...	763.50	-0.07	↔

Intraday	1W	1M	6m	1Y	3Y
----------	----	----	----	----	----

Futures and Options

Related Futures 8

Related Options -

Details

2024/09/13 17:45:00

Price

1,935.73 EURDifference  1.36% (25.91)

General attributes

ISIN AT0000726476

Symbol -

Country Czechia

Security type Index

Instruments in index 29

Market data

Open 1,909.68 EUR

High 1,938.01 EUR

Low 1,909.68 EUR

Close (prev. day) 1,909.82 EUR

Trading volume (m) -

Volume (pcs) -

Performance and Risk

	6m	1Y	3Y
Perf (%)	+3.07%	+25.63%	+9.25%
Perf (abs.)	+57.59	+394.97	+163.94
Beta	-	-	-
Volatility	16.84	16.28	22.94


















Information about previous performance does not guarantee future performance.
Source: FactSet

Price data

Ø price 5 days Ø volume 5 days (pcs.)	1,915.60 EUR (0)
Ø price 30 days Ø volume 30 days (pcs.)	1,937.72 EUR (0)
Ø price 100 days Ø volume 100 days (pcs.)	1,973.37 EUR (0)
Ø price 250 days Ø volume 250 days (pcs.)	1,864.68 EUR (0)
YTD High date	2,069.07 EUR (2024/05/21)
YTD Low date	1,743.23 EUR (2024/01/17)
52 Weeks High date	2,069.07 EUR (2024/05/21)
52 Weeks Low date	1,472.04 EUR (2023/10/04)

Composition

Name  ISIN	Price	Diff %  Diff +/-	Performance 	Date Time	Turnover Pc.  Turnover Money 
4IG NYILVANOSAN MUKODO RE... HU0000167788	772.00	3.21% 24.00		24/09/13 17:19:59	63,378 49,120,611.00
ALLEGRO.EU SA LU2237380790	8.396	1.56% 0.13		24/09/13 19:31:28	- -
ANY SECURITY PRINTING COM... HU0000093257	4,310.00	0.70% 30.00		24/09/13 17:20:00	21,723 94,154,460.00
BANK POLSKA KASA OPIEKI S... PLPEKAO00016	35.16	2.51% 0.86		24/09/13 19:31:38	- -
CD PROJEKT S.A. PLOPTTC00011	39.48	2.12% 0.82		24/09/13 19:31:27	- -
CEZ AS CZ0005112300	859.00	0.59% 5.00		24/09/13 16:24:27	192,144 164,464,253.50
COLT CZ GROUP SE CZK0.10 CZ0009008942	650.00	-0.61% -4.00		24/09/13 16:18:08	9,657 6,289,427.00
DINO POLSKA SA PLDINPL00011	72.32	0.72% 0.52		24/09/13 20:40:07	- -
ERSTE GROUP BANK AG AT0000652011	1,203.50	0.75% 9.00		24/09/13 16:21:14	39,394 47,309,262.50
KGHM POLSKA MIEDZ SA PLKGHM000017	31.83	2.02% 0.63		24/09/13 19:31:27	- -
KOFOLA CESKOSLOVENSKO AS ... CZ0009000121	333.00	-0.60% -2.00		24/09/13 16:18:42	1,649 549,692.00
KOMERCNI BANKA CZ0008019106	763.50	-0.07% -0.50		24/09/13 16:23:05	30,959 23,644,505.50
LPP SA PLLPP0000011	3,300.00	2.10% 68.00		24/09/13 19:31:38	- -
MAGYAR TELEKOM TELECOMMUN... HU0000073507	1,022.00	0.20% 2.00		24/09/13 17:19:59	108,191 110,358,542.00
MASTERPLAST SHARE HUF100 HU0000093943	2,880.00	0.35% 10.00		24/09/13 17:20:00	3,757 10,754,700.00
MBANK SA PLBRE0000012	148.10	2.99% 4.30		24/09/13 17:25:22	- -
MOL HUNGARIAN OIL & GAS P... HU0000153937	2,660.00	2.70% 70.00		24/09/13 17:20:00	349,749 919,312,558.00
MONETA MONEY BANK A.S. CZ0008040318	110.00	0.00% 0.00		24/09/13 16:18:18	150,807 16,529,626.40
OPUS GLOBAL NYRT HU0000110226	460.50	0.22% 1.00		24/09/13 17:20:00	93,788 43,060,511.00
ORLEN SA PLPKN0000018	14.022	0.46% 0.06		24/09/13 19:31:29	- -
OTP BANK PLC HU0000061726	18,600.00	0.54% 100.00		24/09/13 17:20:00	438,281 8,124,984,630.00
PGE POLSKA GRUPA ENERGETY... PLPGER000010	11.97	-% -		24/09/13 16:50:00	- -
PHILIP MORRIS(CZ) CZK1000 CS0008418869	15,280.00	-0.26% -40.00		24/09/13 16:15:07	228 3,491,800.00
POWSZECHNA KASA OSZCZEDNO... PLPKO0000016	13.14	3.75% 0.48		24/09/13 19:31:38	- -
POWSZECHNY ZAKLAD UBEZPIE... PLPZU0000011	11.105	1.88% 0.21		24/09/13 20:26:34	100 1,110.50

AUSTRIA CECE OVERALL(EUR)

PRIMOCO UAV SE CZK1 CZ0005135970	910.00	2.25% 20.00		24/09/13 15:21:54	215 193,710.00
RICHTER GEDEON VEGYESZETI... HU0000123096	10,690.00	0.28% 30.00		24/09/13 17:20:00	48,643 519,919,520.00
SANTANDER BANK POLSKA SA PLBZ00000044	107.70	0.51% 0.55		24/09/13 19:31:37	- -
VIENNA INSURANCE GROUP AT0000908504	30.60	0.82% 0.25		24/09/13 17:35:02	14,775 451,892.15