

## AUSTRIA CECE OVERALL(EUR)

ISIN: AT0000726476 WKN: -

## Overview

2024/07/17 11:10:07

Price

**1,989.59** EURDifference  -0.66% (-13.23)

## General attributes

ISIN AT0000726476

Symbol -

Country Czechia

Instruments in index 29

Type of index Performance Index

Security type Index

## Market data

Open 2,002.67 EUR

High 2,014.86 EUR


Low 1,984.19 EUR

Close (prev. day) 2,002.82 EUR

Trading volume (m) -






Volume (pcs) -

## Top 5

Name 	Price	+ - (%)	Trend 
ANY SECURI...	4,220.00	+1.18	
RICHTER GE...	9,780.00	+0.46	
KOMERCNI B...	799.50	+0.31	
ERSTE GROU...	47.03	+0.25	
MONETA MON...	105.00	+0.19	

Intraday **1W** 1M 6m 1Y 3Y

## Flop 5

Name 	Price	+ - (%)	Trend 
MOL HUNGAR...	2,838.00	-2.08	
PRIMOCO UA...	1,020.00	-1.96	
CEZ AS	904.50	-1.26	

5Y



Information about previous performance does not guarantee future performance.

Source: FactSet

## Recent research

on market		
Date	Headline	Download
2024/07/17	 Akciové trhy - denní zpráva	
2024/07/17	 Velký přehled o recyklaci skla v ČR	
2024/07/17	 Ranní restart	
2024/07/16	 Plastové odpady mimo PET: Produkce, recyklace a po...	
2024/07/16	 Akciové trhy - denní zpráva	

AUSTRIA CECE OVERALL(EUR)

OTP BANK 18,265.00 -0.49 ↗  
P...

VIENNA INS... 30.65 -0.32 ↗

Intraday 1W 1M 6m 1Y 3Y

**Futures and Options**

**Related Futures** 8

**Related Options** -

## Details

2024/07/17 11:10:07

Price

**1,989.59** EURDifference  -0.66% (-13.23)

## General attributes

ISIN AT0000726476

Symbol -

Country Czechia

Security type Index

Instruments in index 29

## Market data

Open 2,002.67 EUR

High 2,014.86 EUR

Low 1,984.19 EUR

Close (prev. day) 2,002.82 EUR

Trading volume (m) -

Volume (pcs) -

## Performance and Risk

	6m	1Y	3Y
Perf (%)	+12.75%	+23.17%	+21.88%
Perf (abs.)	+226.42	+376.82	+359.54
Beta	-	-	-
Volatility	15.10	15.59	22.69



5Y

Information about previous performance does not guarantee future performance.  
Source: FactSet

## Price data

Ø price 5 days   Ø volume 5 days (pcs.)	2,028.60 EUR (0)
Ø price 30 days   Ø volume 30 days (pcs.)	1,978.05 EUR (0)
Ø price 100 days   Ø volume 100 days (pcs.)	1,953.32 EUR (0)
Ø price 250 days   Ø volume 250 days (pcs.)	1,799.69 EUR (0)
YTD High   date	2,069.07 EUR (2024/05/21)
YTD Low   date	1,743.23 EUR (2024/01/17)
52 Weeks High   date	2,069.07 EUR (2024/05/21)
52 Weeks Low   date	1,472.04 EUR (2023/10/04)

## Composition

Name  ISIN	Price	Diff %  Diff +/-	Performance 	Date Time	Turnover Pc.  Turnover Money 
4IG NYILVANOSAN MUKODO RE... HU0000167788	794.00	0.13% 1.00		24/07/17 10:50:37	7,288 5,756,433.00
ALLEGRO.EU SA LU2237380790	7.942	-2.54% -0.21		24/07/17 10:30:11	- -
ANY SECURITY PRINTING COM... HU0000093257	4,220.00	-1.40% -60.00		24/07/17 11:08:47	4,386 18,558,590.00
BANK POLSKA KASA OPIEKI S... PLPEKAO00016	38.42	0.44% 0.17		24/07/17 09:31:22	- -
CD PROJEKT S.A. PLOPTTC00011	37.50	1.16% 0.43		24/07/17 10:57:15	117 4,323.27
CEZ AS CZ0005112300	904.50	0.11% 1.00		24/07/17 11:08:41	8,372 7,590,076.00
COLT CZ GROUP SE CZK0.10 CZ0009008942	672.00	0.15% 1.00		24/07/17 11:02:38	789 530,125.00
DINO POLSKA SA PLDINPL00011	91.76	-0.93% -0.86		24/07/17 10:55:07	- -
ERSTE GROUP BANK AG AT0000652011	1,189.50	0.42% 5.00		24/07/17 11:08:03	28,880 34,357,878.50
KGHM POLSKA MIEDZ SA PLKGHM000017	33.78	-2.14% -0.74		24/07/17 10:30:10	- -
KOFOLA CESKOSLOVENSKO AS ... CZ0009000121	300.00	0.00% 0.00		24/07/17 11:00:10	1,464 439,428.00
KOMERCNI BANKA CZ0008019106	799.50	0.31% 2.50		24/07/17 11:05:40	21,866 17,472,838.50
LPP SA PLLPP0000011	3,820.00	-4.12% -164.00		24/07/17 10:44:12	1 3,820.00
MAGYAR TELEKOM TELECOMMUN... HU0000073507	1,094.00	0.55% 6.00		24/07/17 11:08:16	72,326 79,092,426.00
MASTERPLAST SHARE HUF100 HU0000093943	3,080.00	-1.91% -60.00		24/07/17 10:44:27	1,000 3,083,290.00
MBANK SA PLBRE0000012	139.40	-1.59% -2.25		24/07/17 10:30:16	- -
MOL HUNGARIAN OIL & GAS P... HU0000153937	2,838.00	0.35% 10.00		24/07/17 11:08:16	25,046 71,110,242.00
MONETA MONEY BANK A.S. CZ0008040318	105.00	0.00% 0.00		24/07/17 11:09:55	13,035 1,369,223.00
OPUS GLOBAL NYRT HU0000110226	439.50	-0.45% -2.00		24/07/17 11:07:46	29,760 13,094,544.00
ORLEN SA PLPKN0000018	380.60	-1.36% -5.25		24/07/17 10:35:00	150 57,445.00
OTP BANK PLC HU0000061726	18,265.00	0.36% 65.00		24/07/17 11:08:16	34,100 621,623,795.00
PGE POLSKA GRUPA ENERGETY... PLPGER000010	1.527	-2.08% -0.03		24/07/17 10:30:12	- -
PHILIP MORRIS(CZ) CZK1000 CS0008418869	15,420.00	0.39% 60.00		24/07/17 11:04:11	43 661,580.00
POWSZECHNA KASA OSZCZEDNO... PLPKO0000016	13.395	-2.55% -0.35		24/07/17 10:30:15	- -
POWSZECHNY ZAKLAD UBEZPIE... PLPZU0000011	10.885	-1.98% -0.22		24/07/17 10:30:14	- -

## AUSTRIA CECE OVERALL(EUR)

PRIMOCO UAV SE CZK1 CZ0005135970	1,020.00	2.00% 20.00	■	24/07/17 09:55:31	45 46,000.00
RICHTER GEDEON VEGYESZETI... HU0000123096	9,780.00	-0.10% -10.00		24/07/17 11:08:16	16,480 161,136,025.00
SANTANDER BANK POLSKA SA PLBZ00000044	127.10	-0.27% -0.35		24/07/17 09:31:21	- -
VIENNA INSURANCE GROUP AT0000908504	30.65	-0.33% -0.10		24/07/17 11:01:15	1,938 59,439.05