

AUSTRIA CECE OVERALL(EUR)

ISIN: AT0000726476 WKN: -

Overview

2024/06/07 17:45:00

Price

1,941.82 EURDifference  -1.33% (-26.19)

General attributes

ISIN AT0000726476

Symbol -

Country Czechia

Instruments in index 29

Type of index Performance Index

Security type Index

Market data

Open 1,972.11 EUR

High 1,973.62 EUR

Low 1,941.82 EUR

Close (prev. day) 1,968.01 EUR

Trading volume (m) -






Volume (pcs) -

Top 5

Name 	Price	+ - (%)	Trend 
RICHTER GE...	9,475.00	+1.28	
MASTERPLAS...	2,970.00	+0.68	
OPUS GLOBA...	391.00	+0.64	
4IG NYILVA...	800.00	+0.50	
MOL HUNGAR...	2,840.00	+0.42	

Intraday 1W 1M 6m 1Y 3Y

Flop 5

Name 	Price	+ - (%)	Trend 
ANY SECURI...	3,870.00	-2.03	
KOMERCNI B...	765.00	-1.29	
ERSTE GROU...	44.93	-0.76	











5Y



Information about previous performance does not guarantee future performance.

Source: FactSet

Recent research

on market		
Date	Headline	Download
2024/06/07	 Akciové trhy - denní zpráva	
2024/06/07	 CZ Ranní restart	
2024/06/06	 Industrial production should improve in the next q...	
2024/06/06	 Vývoj průmyslové produkce zůstává rozkolísaný	
2024/06/06	 Akciové trhy - denní zpráva	

AUSTRIA CECE OVERALL(EUR)

COLT CZ 666.00 -0.75 ↘
GR...

OTP BANK 17,410.00 -0.40 ↘
P...

Intraday 1W 1M 6m 1Y 3Y

Futures and Options

Related Futures 8

Related Options -

Details

2024/06/07 17:45:00

Price

1,941.82 EURDifference  -1.33% (-26.19)

General attributes

ISIN AT0000726476

Symbol -

Country Czechia

Security type Index

Instruments in index 29

Market data

Open 1,972.11 EUR

High 1,973.62 EUR

Low 1,941.82 EUR

Close (prev. day) 1,968.01 EUR

Trading volume (m) -

Volume (pcs) -

Performance and Risk

	6m	1Y	3Y
Perf (%)	+8.77%	+23.66%	+15.72%
Perf (abs.)	+156.57	+371.58	+263.76
Beta	-	-	-
Volatility	14.06	15.62	22.63



Information about previous performance does not guarantee future performance.

Source: FactSet

Price data

Ø price 5 days Ø volume 5 days (pcs.)	1,954.37 EUR (0)
Ø price 30 days Ø volume 30 days (pcs.)	2,000.47 EUR (0)
Ø price 100 days Ø volume 100 days (pcs.)	1,915.26 EUR (0)
Ø price 250 days Ø volume 250 days (pcs.)	1,759.53 EUR (0)
YTD High date	2,069.07 EUR (2024/05/21)
YTD Low date	1,743.23 EUR (2024/01/17)
52 Weeks High date	2,069.07 EUR (2024/05/21)
52 Weeks Low date	1,472.04 EUR (2023/10/04)

Composition

Name  ISIN	Price	Diff %  Diff +/-	Performance 	Date Time	Turnover Pc.  Turnover Money 
4IG NYILVANOSAN MUKODO RE... HU0000167788	800.00	0.50% 4.00		24/06/07 17:19:59	10,631 8,475,191.00
ALLEGRO.EU SA LU2237380790	8.239	-1.74% -0.15		24/06/07 19:31:36	- -
ANY SECURITY PRINTING COM... HU0000093257	3,870.00	-2.03% -80.00		24/06/07 17:19:59	35,896 137,973,880.00
BANK POLSKA KASA OPIEKI S... PLPEKAO00016	35.65	-3.57% -1.32		24/06/07 19:31:23	- -
CD PROJEKT S.A. PLOPTTC00011	31.64	3.06% 0.94		24/06/07 20:58:55	182 5,667.04
CEZ AS CZ0005112300	957.50	0.21% 2.00		24/06/07 16:15:00	76,526 73,205,229.50
COLT CZ GROUP SE CZK0.10 CZ0009008942	666.00	-0.75% -5.00		24/06/07 16:15:02	13,715 9,163,040.00
DINO POLSKA SA PLDINPL00011	89.68	-1.45% -1.32		24/06/07 21:50:01	- -
ERSTE GROUP BANK AG AT0000652011	1,109.00	-0.76% -8.50		24/06/07 16:15:13	19,979 22,151,332.00
KGHM POLSKA MIEDZ SA PLKGHM000017	33.44	-1.65% -0.56		24/06/07 20:15:01	448 15,039.72
KOFOLA CESKOSLOVENSKO AS ... CZ0009000121	296.00	-0.34% -1.00		24/06/07 16:15:07	4,113 1,219,106.00
KOMERCNI BANKA CZ0008019106	765.00	-1.29% -10.00		24/06/07 16:23:07	72,720 55,840,752.00
LPP SA PLLPP0000011	3,992.00	-2.97% -122.00		24/06/07 19:31:23	- -
MAGYAR TELEKOM TELECOMMUN... HU0000073507	1,026.00	0.39% 4.00		24/06/07 17:19:59	770,422 791,617,304.00
MASTERPLAST SHARE HUF100 HU0000093943	2,970.00	0.68% 20.00		24/06/07 17:20:00	3,300 9,738,230.00
MBANK SA PLBRE0000012	197.80	-% -		24/06/07 16:50:00	- -
MOL HUNGARIAN OIL & GAS P... HU0000153937	2,840.00	0.42% 12.00		24/06/07 17:19:59	533,231 1,515,012,264.00
MONETA MONEY BANK A.S. CZ0008040318	98.40	-0.10% -0.10		24/06/07 16:15:06	243,750 24,002,708.80
OPUS GLOBAL NYRT HU0000110226	391.00	0.64% 2.50		24/06/07 17:20:00	266,349 103,687,840.00
ORLEN SA PLPKN0000018	14.788	2.48% 0.36		24/06/07 19:50:03	2 29.58
OTP BANK PLC HU0000061726	17,410.00	-0.40% -70.00		24/06/07 17:19:59	236,837 4,134,484,850.00
PGE POLSKA GRUPA ENERGETY... PLPGER000010	11.97	-% -		24/06/07 16:50:00	- -
PHILIP MORRIS(CZ) CZK1000 CS0008418869	14,920.00	-0.27% -40.00		24/06/07 16:15:17	241 3,607,700.00
POWSZECHNA KASA OSZCZEDNO... PLPKO0000016	13.02	-2.03% -0.27		24/06/07 19:31:23	- -
POWSZECHNY ZAKLAD UBEZPIE... PLPZU0000011	11.185	-0.31% -0.04		24/06/07 19:30:31	- -

AUSTRIA CECE OVERALL(EUR)

PRIMOCO UAV SE CZK1 CZ0005135970	805.00	0.00% 0.00		24/06/07 15:19:08	697 560,835.00
RICHTER GEDEON VEGYESZETI... HU0000123096	9,475.00	1.28% 120.00	■	24/06/07 17:20:00	179,374 1,692,996,090.00
SANTANDER BANK POLSKA SA PLBZ00000044	113.20	-1.95% -2.25		24/06/07 19:31:22	- -
VIENNA INSURANCE GROUP AT0000908504	29.50	-0.34% -0.10		24/06/07 17:35:15	14,316 422,747.65