

AUSTRIA CECE OVERALL(EUR)

ISIN: AT0000726476 WKN: -

Overview

2024/05/15 13:08:22

Price

2,032.24 EURDifference  -0.16% (-3.33)

General attributes

ISIN AT0000726476

Symbol -

Country Czechia

Instruments in index 29

Type of index Performance Index

Security type Index

Market data

Open 2,035.29 EUR

High 2,037.77 EUR

Low 2,026.78 EUR

Close (prev. day) 2,035.57 EUR

Trading volume (m) -



Volume (pcs) -

Top 5

Name 	Price	+ - (%)	Trend 
ANY SECURI...	3,820.00	+2.67	
MASTERPLAS...	2,960.00	+1.74	
OPUS GLOBA...	373.00	+0.79	
MONETA MON...	96.80	+0.72	
VIENNA INS...	31.30	+0.64	

Intraday 1W 1M 6m 1Y 3Y

Flop 5

Name 	Price	+ - (%)	Trend 
CEZ AS	920.00	-1.09	
KOMERCNI B...	796.50	-0.94	
RICHTER GE...	9,600.00	-0.83	
MOL	3,066.00	-0.65	
HUNGAR...			











5Y




Information about previous performance does not guarantee future performance.

Source: FactSet

Recent research

on market		
Date	Headline	Download
2024/05/15	 Corporate Credit Monitor CEE	
2024/05/15	 Akciové trhy - denní zpráva	
2024/05/15	 Pobytová zařízení pro seniory: Nedostatek kapacit ...	
2024/05/15	 ČNB může ubrat tempo	
2024/05/15	 CZ Ranní restart	

PRIMOCO 845.00 -0.59 
UA...

Intraday 1W 1M 6m 1Y 3Y

Futures and Options

Related Futures 8

Related Options -

Details

2024/05/15 13:08:22

Price

2,032.24 EUR

Difference

**-0.16%** (-3.33)

General attributes

ISIN AT0000726476

Symbol -

Country Czechia

Security type Index

Instruments in index 29

Market data

Open 2,035.29 EUR

High 2,037.77 EUR

Low 2,026.78 EUR

Close (prev. day) 2,035.57 EUR

Trading volume (m) -

Volume (pcs) -

Performance and Risk

	6m	1Y	3Y
Perf (%)	+17.36%	+33.54%	+30.91%
Perf (abs.)	+301.07	+511.24	+480.61
Beta	-	-	-
Volatility	13.62	16.08	22.61



Price data

Ø price 5 days Ø volume 5 days (pcs.)	2,024.79 EUR (0)
Ø price 30 days Ø volume 30 days (pcs.)	1,964.22 EUR (0)
Ø price 100 days Ø volume 100 days (pcs.)	1,878.88 EUR (0)
Ø price 250 days Ø volume 250 days (pcs.)	1,728.54 EUR (0)
YTD High date	2,041.43 EUR (2024/05/10)
YTD Low date	1,743.23 EUR (2024/01/17)
52 Weeks High date	2,041.43 EUR (2024/05/10)
52 Weeks Low date	1,472.04 EUR (2023/10/04)

Composition

Name  ISIN	Price	Diff %  Diff +/-	Performance 	Date Time	Turnover Pc.  Turnover Money 
4IG NYILVANOSAN MUKODO RE... HU0000167788	802.00	0.00% 0.00		24/05/15 12:48:38	18,722 14,975,257.00
ALLEGRO.EU SA LU2237380790	8.542	-3.65% -0.32		24/05/15 12:31:11	- -
ANY SECURITY PRINTING COM... HU0000093257	3,820.00	-0.78% -30.00		24/05/15 12:55:32	6,181 23,569,520.00
BANK POLSKA KASA OPIEKI S... PLPEKAO00016	38.90	0.65% 0.25		24/05/15 12:31:23	- -
CD PROJEKT S.A. PLOPTTC00011	32.51	0.49% 0.16		24/05/15 12:43:54	400 13,004.00
CEZ AS CZ0005112300	920.00	1.43% 13.00		24/05/15 13:08:12	104,454 95,344,504.00
COLT CZ GROUP SE CZK0.10 CZ0009008942	667.00	-1.91% -13.00		24/05/15 13:01:43	10,622 7,124,892.00
DINO POLSKA SA PLDINPL00011	91.02	0.29% 0.26		24/05/15 12:40:07	- -
ERSTE GROUP BANK AG AT0000652011	1,137.00	0.66% 7.50		24/05/15 12:59:17	50,224 57,043,971.50
KGHM POLSKA MIEDZ SA PLKGHM000017	36.81	2.65% 0.95		24/05/15 12:31:10	- -
KOFOLA CESKOSLOVENSKO AS ... CZ0009000121	285.00	2.89% 8.00		24/05/15 13:05:05	13,431 3,781,866.00
KOMERCNI BANKA CZ0008019106	796.50	0.76% 6.00		24/05/15 13:08:12	67,864 53,714,415.50
LPP SA PLLPP0000011	4,032.00	0.75% 30.00		24/05/15 12:31:22	- -
MAGYAR TELEKOM TELECOMMUN... HU0000073507	946.00	0.42% 4.00		24/05/15 13:07:17	176,417 166,809,374.00
MASTERPLAST SHARE HUF100 HU0000093943	2,960.00	1.37% 40.00		24/05/15 12:54:35	4,058 11,995,920.00
MBANK SA PLBRE0000012	152.75	0.73% 1.10		24/05/15 08:11:22	- -
MOL HUNGARIAN OIL & GAS P... HU0000153937	3,066.00	0.72% 22.00		24/05/15 13:08:12	89,186 273,757,082.00
MONETA MONEY BANK A.S. CZ0008040318	96.80	-1.43% -1.40		24/05/15 13:08:12	185,021 17,932,784.90
OPUS GLOBAL NYRT HU0000110226	373.00	-2.61% -10.00		24/05/15 13:08:22	391,029 146,666,803.00
ORLEN SA PLPKN0000018	16.106	0.29% 0.05		24/05/15 12:31:12	- -
OTP BANK PLC HU0000061726	18,235.00	0.03% 5.00		24/05/15 13:08:12	64,370 1,173,194,160.00
PGE POLSKA GRUPA ENERGETY... PLPGER000010	1.744	6.80% 0.11		24/05/15 08:11:22	- -
PHILIP MORRIS(CZ) CZK1000 CS0008418869	15,000.00	1.21% 180.00		24/05/15 12:52:04	422 6,303,240.00
POWSZECHNA KASA OSZCZEDNO... PLPKO0000016	13.315	0.49% 0.07		24/05/15 12:31:23	- -
POWSZECHNY ZAKLAD UBEZPIE... PLPZU0000011	12.345	1.15% 0.14		24/05/15 12:30:17	- -

AUSTRIA CECE OVERALL(EUR)

PRIMOCO UAV SE CZK1 CZ0005135970	845.00	0.00% 0.00		24/05/15 13:07:13	250 210,750.00
RICHTER GEDEON VEGYESZETI... HU0000123096	9,600.00	0.31% 30.00		24/05/15 13:08:12	25,559 245,290,840.00
SANTANDER BANK POLSKA SA PLBZ00000044	120.05	-6.43% -8.25		24/05/15 12:56:17	50 6,002.50
VIENNA INSURANCE GROUP AT0000908504	31.30	0.00% 0.00		24/05/15 13:08:12	35,302 1,108,652.75