

## AUSTRIA CECE OVERALL(EUR)

ISIN: **AT0000726476** WKN: -

## Overview

2024/04/26 17:45:00

Price

**1,956.36** EURDifference  1.17% (22.58)

## General attributes

ISIN AT0000726476

Symbol -

Country Czechia

Instruments in index 29

Type of index Performance Index

Security type Index

## Market data

Open 1,936.31 EUR

High 1,961.49 EUR

Low 1,936.31 EUR

Close (prev. day) 1,933.78 EUR

Trading volume (m) -





Volume (pcs) -

## Top 5

Name 	Price	+ - (%)	Trend 
OTP BANK P...	17,710.00	+2.79	
PRIMOCO UA...	900.00	+1.69	
RICHTER GE...	9,200.00	+1.38	
OPUS GLOBA...	391.50	+1.03	
PHILIP MOR...	15,960.00	+1.01	

Intraday 1W 1M 6m 1Y 3Y

## Flop 5

Name 	Price	+ - (%)	Trend 
MONETA MON...	97.00	-6.19	
MASTERPLAS...	2,900.00	-3.33	



Information about previous performance does not guarantee future performance.

Source: FactSet

## Recent research

on market		
Date	Headline	Download
2024/04/26	 Akciové trhy - denní zpráva	
2024/04/26	 CZ Ranní restart	
2024/04/25	 Akciové trhy - denní zpráva	
2024/04/25	 Ranní restart	
2024/04/24	 Akciové trhy - denní zpráva	

MAGYAR TEL... 898.00 -0.44 ↘

VIENNA INS... 29.15 -0.34 ↘

Intraday 1W 1M 6m 1Y 3Y

#### Futures and Options

Related Futures 8

Related Options -

## Details

2024/04/26 17:45:00

Price

**1,956.36** EUR

Difference



1.17% (22.58)

## General attributes

ISIN AT0000726476

Symbol -

Country Czechia

Security type Index

Instruments in index 29

## Market data

Open 1,936.31 EUR

High 1,961.49 EUR

Low 1,936.31 EUR

Close (prev. day) 1,933.78 EUR

Trading volume (m) -

Volume (pcs) -

## Performance and Risk

	6m	1Y	3Y
Perf (%)	+18.81%	+32.52%	+33.08%
Perf (abs.)	+309.79	+480.14	+486.28
Beta	-	-	-
Volatility	14.02	15.90	22.57



5Y



Information about previous performance does not guarantee future performance.

Source: FactSet

## Price data

Ø price 5 days   Ø volume 5 days (pcs.)	1,949.75 EUR (0)
Ø price 30 days   Ø volume 30 days (pcs.)	1,918.11 EUR (0)
Ø price 100 days   Ø volume 100 days (pcs.)	1,857.12 EUR (0)
Ø price 250 days   Ø volume 250 days (pcs.)	1,705.99 EUR (0)
YTD High   date	1,988.58 EUR (2024/04/10)
YTD Low   date	1,743.23 EUR (2024/01/17)
52 Weeks High   date	1,988.58 EUR (2024/04/10)
52 Weeks Low   date	1,472.04 EUR (2023/10/04)

## Composition

Name  ISIN	Price	Diff %  Diff +/-	Performance 	Date Time	Turnover Pc.  Turnover Money 
4IG NYILVANOSAN MUKODO RE... HU0000167788	810.00	0.12% 1.00		24/04/26 17:20:00	24,702 19,937,706.00
ALLEGRO.EU SA LU2237380790	7.358	2.95% 0.21		24/04/26 19:31:21	- -
ANY SECURITY PRINTING COM... HU0000093257	3,680.00	0.82% 30.00		24/04/26 17:20:00	7,771 28,484,540.00
BANK POLSKA KASA OPIEKI S... PLPEKAO00016	39.65	1.72% 0.67		24/04/26 19:31:31	- -
CD PROJEKT S.A. PLOPTTC00011	26.55	-1.19% -0.32		24/04/26 20:29:22	523 13,701.88
CEZ AS CZ0005112300	854.50	0.65% 5.50		24/04/26 16:15:20	60,478 51,485,066.00
COLT CZ GROUP SE CZK0.10 CZ0009008942	635.00	0.16% 1.00		24/04/26 16:15:00	3,699 2,348,177.00
DINO POLSKA SA PLDINPL00011	89.56	5.49% 4.66		24/04/26 21:50:07	- -
ERSTE GROUP BANK AG AT0000652011	1,116.00	0.22% 2.50		24/04/26 16:20:22	47,046 52,611,076.00
KGHM POLSKA MIEDZ SA PLKGHM000017	32.04	1.62% 0.51		24/04/26 19:31:20	- -
KOFOLA CESKOSLOVENSKO AS ... CZ0009000121	272.00	0.37% 1.00		24/04/26 16:15:06	6,756 1,837,331.00
KOMERCNI BANKA CZ0008019106	862.00	0.06% 0.50		24/04/26 16:15:30	139,640 120,551,522.50
LPP SA PLLPP0000011	3,558.00	3.73% 128.00		24/04/26 19:31:31	- -
MAGYAR TELEKOM TELECOMMUN... HU0000073507	898.00	-0.44% -4.00		24/04/26 17:20:00	457,584 411,836,570.00
MASTERPLAST SHARE HUF100 HU0000093943	2,900.00	-3.33% -100.00		24/04/26 17:20:00	31,280 89,420,140.00
MBANK SA PLBRE0000012	149.35	1.32% 1.95		24/04/26 17:15:39	- -
MOL HUNGARIAN OIL & GAS P... HU0000153937	3,004.00	0.20% 6.00		24/04/26 17:20:00	510,720 1,533,831,664.00
MONETA MONEY BANK A.S. CZ0008040318	97.00	-6.19% -6.40		24/04/26 16:21:21	1,020,859 99,059,912.10
OPUS GLOBAL NYRT HU0000110226	391.50	1.03% 4.00		24/04/26 17:20:00	320,084 124,789,584.00
ORLEN SA PLPKN0000018	15.392	0.26% 0.04		24/04/26 19:31:22	- -
OTP BANK PLC HU0000061726	17,710.00	2.79% 480.00		24/04/26 17:20:00	623,586 10,989,203,785.00
PGE POLSKA GRUPA ENERGETY... PLPGER000010	11.97	-% -		24/04/26 16:50:00	- -
PHILIP MORRIS(CZ) CZK1000 CS0008418869	15,960.00	1.01% 160.00		24/04/26 16:15:15	280 4,451,080.00
POWSZECHNA KASA OSZCZEDNO... PLPKO0000016	14.11	-0.63% -0.09		24/04/26 19:31:31	- -
POWSZECHNY ZAKLAD UBEZPIE... PLPZU0000011	11.74	0.90% 0.11		24/04/26 19:30:20	- -

## AUSTRIA CECE OVERALL(EUR)

PRIMOCO UAV SE CZK1 CZ0005135970	900.00	1.69% 15.00	■	24/04/26 15:35:04	894 802,900.00
RICHTER GEDEON VEGYESZETI... HU0000123096	9,200.00	1.38% 125.00	■	24/04/26 17:20:00	186,217 1,705,691,035.00
SANTANDER BANK POLSKA SA PLBZ00000044	129.35	0.58% 0.75	■	24/04/26 19:31:30	- -
VIENNA INSURANCE GROUP AT0000908504	29.15	-0.34% -0.10		24/04/26 17:35:27	41,412 1,208,247.00