

AUSTRIA CECE OVERALL(EUR)

ISIN: **AT0000726476** WKN: -

Overview

2024/04/26 17:45:00

Price

1,956.36 EURDifference  1.17% (22.58)








General attributes

ISIN	AT0000726476
Symbol	-
Country	Czechia
Instruments in index	29
Type of index	Performance Index
Security type	Index

Market data





Open	1,936.31 EUR
High	1,961.49 EUR
Low	1,936.31 EUR
Close (prev. day)	1,933.78 EUR
Trading volume (m)	-
Volume (pcs)	-

Top 5

Name 	Price	+ - (%)	Trend 
OTP BANK P...	17,710.00	+2.79	
PRIMOCO UA...	900.00	+1.69	
RICHTER GE...	9,200.00	+1.38	
OPUS GLOBA...	391.50	+1.03	
PHILIP MOR...	15,960.00	+1.01	

Intraday 1W 1M 6m 1Y 3Y

Flop 5

Name 	Price	+ - (%)	Trend 
MONETA MON...	97.00	-6.19	
MASTERPLAS...	2,900.00	-3.33	



Information about previous performance does not guarantee future performance.

Source: FactSet

Recent research

on market		
Date	Headline	Download
2024/04/26	 Akciové trhy - denní zpráva	
2024/04/26	 CZ Ranní restart	
2024/04/25	 Akciové trhy - denní zpráva	
2024/04/25	 Ranní restart	
2024/04/24	 Akciové trhy - denní zpráva	

MAGYAR TEL... 898.00 -0.44 ↘

VIENNA INS... 29.15 -0.34 ↘

Intraday 1W 1M 6m 1Y 3Y

Futures and Options

Related Futures 8

Related Options -

Details

2024/04/26 17:45:00

Price

1,956.36 EUR

Difference



1.17% (22.58)

General attributes

ISIN AT0000726476

Symbol -

Country Czechia

Security type Index

Instruments in index 29

Market data

Open 1,936.31 EUR

High 1,961.49 EUR

Low 1,936.31 EUR

Close (prev. day) 1,933.78 EUR

Trading volume (m) -

Volume (pcs) -

Performance and Risk

	6m	1Y	3Y
Perf (%)	+18.81%	+32.52%	+33.08%
Perf (abs.)	+309.79	+480.14	+486.28
Beta	-	-	-
Volatility	14.02	15.90	22.57



5Y



Information about previous performance does not guarantee future performance.

Source: FactSet

Price data

Ø price 5 days Ø volume 5 days (pcs.)	1,949.75 EUR (0)
Ø price 30 days Ø volume 30 days (pcs.)	1,918.11 EUR (0)
Ø price 100 days Ø volume 100 days (pcs.)	1,857.12 EUR (0)
Ø price 250 days Ø volume 250 days (pcs.)	1,705.99 EUR (0)
YTD High date	1,988.58 EUR (2024/04/10)
YTD Low date	1,743.23 EUR (2024/01/17)
52 Weeks High date	1,988.58 EUR (2024/04/10)
52 Weeks Low date	1,472.04 EUR (2023/10/04)

Composition

Name  ISIN	Price	Diff %  Diff +/-	Performance 	Date Time	Turnover Pc.  Turnover Money 
4IG NYILVANOSAN MUKODO RE... HU0000167788	810.00	0.12% 1.00		24/04/26 17:20:00	24,702 19,937,706.00
ALLEGRO.EU SA LU2237380790	7.358	2.95% 0.21		24/04/26 19:31:21	- -
ANY SECURITY PRINTING COM... HU0000093257	3,680.00	0.82% 30.00		24/04/26 17:20:00	7,771 28,484,540.00
BANK POLSKA KASA OPIEKI S... PLPEKAO00016	39.65	1.72% 0.67		24/04/26 19:31:31	- -
CD PROJEKT S.A. PLOPTTC00011	26.55	-1.19% -0.32		24/04/26 20:29:22	523 13,701.88
CEZ AS CZ0005112300	854.50	0.65% 5.50		24/04/26 16:15:20	60,478 51,485,066.00
COLT CZ GROUP SE CZK0.10 CZ0009008942	635.00	0.16% 1.00		24/04/26 16:15:00	3,699 2,348,177.00
DINO POLSKA SA PLDINPL00011	89.56	5.49% 4.66		24/04/26 21:50:07	- -
ERSTE GROUP BANK AG AT0000652011	1,116.00	0.22% 2.50		24/04/26 16:20:22	47,046 52,611,076.00
KGHM POLSKA MIEDZ SA PLKGHM000017	32.04	1.62% 0.51		24/04/26 19:31:20	- -
KOFOLA CESKOSLOVENSKO AS ... CZ0009000121	272.00	0.37% 1.00		24/04/26 16:15:06	6,756 1,837,331.00
KOMERCNI BANKA CZ0008019106	862.00	0.06% 0.50		24/04/26 16:15:30	139,640 120,551,522.50
LPP SA PLLPP0000011	3,558.00	3.73% 128.00		24/04/26 19:31:31	- -
MAGYAR TELEKOM TELECOMMUN... HU0000073507	898.00	-0.44% -4.00		24/04/26 17:20:00	457,584 411,836,570.00
MASTERPLAST SHARE HUF100 HU0000093943	2,900.00	-3.33% -100.00		24/04/26 17:20:00	31,280 89,420,140.00
MBANK SA PLBRE0000012	149.35	1.32% 1.95		24/04/26 17:15:39	- -
MOL HUNGARIAN OIL & GAS P... HU0000153937	3,004.00	0.20% 6.00		24/04/26 17:20:00	510,720 1,533,831,664.00
MONETA MONEY BANK A.S. CZ0008040318	97.00	-6.19% -6.40		24/04/26 16:21:21	1,020,859 99,059,912.10
OPUS GLOBAL NYRT HU0000110226	391.50	1.03% 4.00		24/04/26 17:20:00	320,084 124,789,584.00
ORLEN SA PLPKN0000018	15.392	0.26% 0.04		24/04/26 19:31:22	- -
OTP BANK PLC HU0000061726	17,710.00	2.79% 480.00		24/04/26 17:20:00	623,586 10,989,203,785.00
PGE POLSKA GRUPA ENERGETY... PLPGER000010	11.97	-% -		24/04/26 16:50:00	- -
PHILIP MORRIS(CZ) CZK1000 CS0008418869	15,960.00	1.01% 160.00		24/04/26 16:15:15	280 4,451,080.00
POWSZECHNA KASA OSZCZEDNO... PLPKO0000016	14.11	-0.63% -0.09		24/04/26 19:31:31	- -
POWSZECHNY ZAKLAD UBEZPIE... PLPZU0000011	11.74	0.90% 0.11		24/04/26 19:30:20	- -

AUSTRIA CECE OVERALL(EUR)

PRIMOCO UAV SE CZK1 CZ0005135970	900.00	1.69% 15.00	■	24/04/26 15:35:04	894 802,900.00
RICHTER GEDEON VEGYESZETI... HU0000123096	9,200.00	1.38% 125.00	■	24/04/26 17:20:00	186,217 1,705,691,035.00
SANTANDER BANK POLSKA SA PLBZ00000044	129.35	0.58% 0.75	■	24/04/26 19:31:30	- -
VIENNA INSURANCE GROUP AT0000908504	29.15	-0.34% -0.10		24/04/26 17:35:27	41,412 1,208,247.00