

AUSTRIA CECE OVERALL(EUR)

ISIN: AT0000726476 WKN: -

Overview

2024/04/26 16:28:09

Price

1,959.83 EUR

Difference  1.35% (26.05)

General attributes

ISIN AT0000726476

Symbol -

Country Czechia

Instruments in index 29

Type of index Performance Index

Security type Index

Market data

Open 1,936.31 EUR

High 1,961.49 EUR

Low 1,936.31 EUR

Close (prev. day) 1,933.78 EUR

Trading volume (m) -

Volume (pcs) -

Top 5

Name 	Price	+ - (%)	Trend 
COLT CZ GR...	635.00	+0.63	
MONETA MON...	97.00	+0.39	
ANY SECURI...	3,680.00	+0.27	
CEZ AS	854.50	+0.24	
MOL HUNGAR...	3,002.00	+0.07	

Intraday **1W** 1M 6m 1Y 3Y

Flop 5

Name 	Price	+ - (%)	Trend 
MAGYAR TEL...	905.00	-4.25	
OPUS GLOBA...	388.00	-2.27	
MASTERPLAS...	2,920.00	-1.64	
KOFOLA CES...	272.00	-1.45	

5Y



Information about previous performance does not guarantee future performance.

Source: FactSet

Recent research

on market		
Date	Headline	Download
2024/04/26	 Akciové trhy - denní zpráva	
2024/04/26	 CZ Ranní restart	
2024/04/25	 Akciové trhy - denní zpráva	
2024/04/25	 Ranní restart	
2024/04/24	 Akciové trhy - denní zpráva	

VIENNA INS...	29.10	-1.02			
Intraday	1W	1M	6m	1Y	3Y

Futures and Options

Related Futures	8
Related Options	-

Details

2024/04/26 16:28:09

Price

1,959.83 EUR

Difference



1.35% (26.05)

General attributes

ISIN AT0000726476

Symbol -

Country Czechia

Security type Index

Instruments in index 29

Market data

Open 1,936.31 EUR

High 1,961.49 EUR

Low 1,936.31 EUR

Close (prev. day) 1,933.78 EUR

Trading volume (m) -

Volume (pcs) -

Performance and Risk

	6m	1Y	3Y
Perf (%)	+18.59%	+31.00%	+32.96%
Perf (abs.)	+303.16	+457.59	+479.42
Beta	-	-	-
Volatility	13.98	16.08	22.56



5Y









Information about previous performance does not guarantee future performance.

Source: FactSet

Price data

Ø price 5 days Ø volume 5 days (pcs.)	1,945.21 EUR (0)
Ø price 30 days Ø volume 30 days (pcs.)	1,914.64 EUR (0)
Ø price 100 days Ø volume 100 days (pcs.)	1,855.45 EUR (0)
Ø price 250 days Ø volume 250 days (pcs.)	1,704.23 EUR (0)
YTD High date	1,988.58 EUR (2024/04/10)
YTD Low date	1,743.23 EUR (2024/01/17)
52 Weeks High date	1,988.58 EUR (2024/04/10)
52 Weeks Low date	1,462.20 EUR (2023/04/26)

Composition

Name  ISIN	Price	Diff %  Diff +/-	Performance 	Date Time	Turnover Pc.  Turnover Money 
4IG NYILVANOSAN MUKODO RE... HU0000167788	809.00	0.00% 0.00		24/04/26 15:59:30	16,986 13,694,334.00
ALLEGRO.EU SA LU2237380790	7.503	4.72% 0.34		24/04/26 14:13:07	- -
ANY SECURITY PRINTING COM... HU0000093257	3,680.00	0.82% 30.00		24/04/26 15:55:33	7,771 28,484,540.00
BANK POLSKA KASA OPIEKI S... PLPEKAO00016	39.03	1.85% 0.71		24/04/26 16:15:06	- -
CD PROJEKT S.A. PLOPTTC00011	26.66	2.74% 0.71		24/04/26 16:15:06	- -
CEZ AS CZ0005112300	854.50	0.65% 5.50		24/04/26 16:15:20	60,478 51,485,066.00
COLT CZ GROUP SE CZK0.10 CZ0009008942	635.00	0.16% 1.00		24/04/26 16:15:00	3,699 2,348,177.00
DINO POLSKA SA PLDINPL00011	89.06	4.90% 4.16		24/04/26 15:44:08	- -
ERSTE GROUP BANK AG AT0000652011	1,116.00	0.22% 2.50		24/04/26 16:20:22	47,046 52,611,076.00
KGHM POLSKA MIEDZ SA PLKGHM000017	32.75	5.14% 1.60		24/04/26 16:17:32	200 6,529.00
KOFOLA CESKOSLOVENSKO AS ... CZ0009000121	272.00	0.37% 1.00		24/04/26 16:15:06	6,756 1,837,331.00
KOMERCNI BANKA CZ0008019106	862.00	0.06% 0.50		24/04/26 16:15:30	139,640 120,551,522.50
LPP SA PLLPP0000011	3,542.00	2.55% 88.00		24/04/26 14:25:53	1 3,542.00
MAGYAR TELEKOM TELECOMMUN... HU0000073507	905.00	0.33% 3.00		24/04/26 16:23:42	348,829 313,976,333.00
MASTERPLAST SHARE HUF100 HU0000093943	2,920.00	-2.67% -80.00		24/04/26 16:23:06	29,890 85,384,340.00
MBANK SA PLBRE0000012	150.85	2.34% 3.45		24/04/26 16:15:04	- -
MOL HUNGARIAN OIL & GAS P... HU0000153937	3,002.00	0.13% 4.00		24/04/26 16:25:49	261,420 785,099,612.00
MONETA MONEY BANK A.S. CZ0008040318	97.00	-6.19% -6.40		24/04/26 16:21:21	1,020,859 99,059,912.10
OPUS GLOBAL NYRT HU0000110226	388.00	0.13% 0.50		24/04/26 16:27:33	278,812 108,775,077.00
ORLEN SA PLPKN0000018	15.414	0.09% 0.01		24/04/26 16:15:04	- -
OTP BANK PLC HU0000061726	17,780.00	3.19% 550.00		24/04/26 16:27:46	503,541 8,860,884,530.00
PGE POLSKA GRUPA ENERGETY... PLPGER000010	1.3315	2.07% 0.03		24/04/26 16:15:05	- -
PHILIP MORRIS(CZ) CZK1000 CS0008418869	15,960.00	1.01% 160.00		24/04/26 16:15:15	280 4,451,080.00
POWSZECHNA KASA OSZCZEDNO... PLPKO0000016	13.97	0.68% 0.10		24/04/26 16:15:04	- -
POWSZECHNY ZAKLAD UBEZPIE... PLPZU0000011	11.465	0.66% 0.08		24/04/26 14:13:08	- -

AUSTRIA CECE OVERALL(EUR)

PRIMOCO UAV SE CZK1 CZ0005135970	900.00	1.69% 15.00	■	24/04/26 15:35:04	894 802,900.00
RICHTER GEDEON VEGYESZETI... HU0000123096	9,240.00	1.82% 165.00	■	24/04/26 16:28:02	96,746 882,205,315.00
SANTANDER BANK POLSKA SA PLBZ00000044	127.45	1.35% 1.70	■	24/04/26 16:15:04	- -
VIENNA INSURANCE GROUP AT0000908504	29.10	-0.51% -0.15		24/04/26 16:24:36	21,167 618,190.45