

AUSTRIA CECE OVERALL(EUR)

ISIN: AT0000726476 WKN: -

Overview

2024/04/24 17:45:00

Price

1,943.90 EURDifference  -0.69% (-13.41)

General attributes

ISIN AT0000726476

Symbol -

Country Czechia

Instruments in index 29

Type of index Performance Index

Security type Index

Market data

Open 1,958.96 EUR

High 1,969.31 EUR

Low 1,942.81 EUR

Close (prev. day) 1,957.31 EUR

Trading volume (m) -

Volume (pcs) -



5Y

Information about previous performance does not guarantee future performance.







Source: FactSet

Top 5

Name 	Price	+ - (%)	Trend 
MOL HUNGAR...	2,996.00	+1.90	
RICHTER GE...	9,100.00	+1.56	
KOFOLA CES...	275.00	+0.73	
ERSTE GROU...	44.50	+0.36	
MASTERPLAS...	3,050.00	+0.33	


Intraday 1W 1M 6m 1Y 3Y

Flop 5

Name 	Price	+ - (%)	Trend 
CEZ AS	847.00	-0.94	
OPUS GLOBA...	396.50	-0.88	
OTP BANK P...	17,365.00	-0.29	
KOMERCNI	869.50	-0.29	

Recent research

on market

Date	Headline	Download
2024/04/24	 Akciové trhy - denní zpráva	
2024/04/24	 Ranní restart: kontejnery, ropai, tep a Trendovník	
2024/04/23	 Akciové trhy - denní zpráva	
2024/04/23	 Ranní restart	
2024/04/23	 CEE Special Report Strong growth in CEE economie...	

B...

ANY	3,640.00	-0.27	↔
-----	----------	-------	---

SECURI...

Intraday	1W	1M	6m	1Y	3Y
----------	----	----	----	----	----

Futures and Options

Related Futures	8
-----------------	---

Related Options	-
-----------------	---

Details

2024/04/24 17:45:00

Price

1,943.90 EURDifference  -0.69% (-13.41)

General attributes

ISIN AT0000726476

Symbol -

Country Czechia

Security type Index

Instruments in index 29

Market data

Open 1,958.96 EUR

High 1,969.31 EUR

Low 1,942.81 EUR

Close (prev. day) 1,957.31 EUR

Trading volume (m) -

Volume (pcs) -

Performance and Risk

	6m	1Y	3Y
Perf (%)	+20.55%	+30.64%	+33.66%
Perf (abs.)	+331.36	+455.89	+489.54
Beta	-	-	-
Volatility	14.00	16.07	22.57



5Y

Information about previous performance does not guarantee future performance.

Source: FactSet

Price data

Ø price 5 days Ø volume 5 days (pcs.)	1,944.34 EUR (0)
Ø price 30 days Ø volume 30 days (pcs.)	1,912.70 EUR (0)
Ø price 100 days Ø volume 100 days (pcs.)	1,853.89 EUR (0)
Ø price 250 days Ø volume 250 days (pcs.)	1,702.53 EUR (0)
YTD High date	1,988.58 EUR (2024/04/10)
YTD Low date	1,743.23 EUR (2024/01/17)
52 Weeks High date	1,988.58 EUR (2024/04/10)
52 Weeks Low date	1,462.20 EUR (2023/04/26)

Composition

Name  ISIN	Price	Diff %  Diff +/-	Performance 	Date Time	Turnover Pc.  Turnover Money 
4IG NYILVANOSAN MUKODO RE... HU0000167788	810.00	-0.25% -2.00		24/04/24 17:19:59	21,804 17,642,567.00
ALLEGRO.EU SA LU2237380790	7.236	-3.26% -0.24		24/04/24 19:31:37	- -
ANY SECURITY PRINTING COM... HU0000093257	3,640.00	-0.27% -10.00		24/04/24 17:19:59	14,386 52,577,880.00
BANK POLSKA KASA OPIEKI S... PLPEKAO00016	39.35	-2.21% -0.89		24/04/24 19:31:24	- -
CD PROJEKT S.A. PLOPTTC00011	26.39	-% -		24/04/24 19:31:36	- -
CEZ AS CZ0005112300	847.00	-0.94% -8.00		24/04/24 16:15:00	112,548 95,740,867.50
COLT CZ GROUP SE CZK0.10 CZ0009008942	630.00	0.32% 2.00		24/04/24 16:15:22	4,422 2,801,541.00
DINO POLSKA SA PLDINPL00011	88.68	-0.65% -0.58		24/04/24 20:40:04	- -
ERSTE GROUP BANK AG AT0000652011	1,119.00	0.36% 4.00		24/04/24 16:22:47	116,859 130,801,177.00
KGHM POLSKA MIEDZ SA PLKGHM000017	30.50	0.30% 0.09		24/04/24 19:31:36	- -
KOFOLA CESKOSLOVENSKO AS ... CZ0009000121	275.00	0.73% 2.00		24/04/24 16:01:04	1,741 476,876.00
KOMERCNI BANKA CZ0008019106	869.50	-0.29% -2.50		24/04/24 16:24:54	234,827 204,482,092.50
LPP SA PLLPP0000011	3,470.00	-1.03% -36.00		24/04/24 19:31:24	- -
MAGYAR TELEKOM TELECOMMUN... HU0000073507	942.00	0.21% 2.00		24/04/24 17:20:00	597,750 561,510,659.00
MASTERPLAST SHARE HUF100 HU0000093943	3,050.00	0.33% 10.00		24/04/24 17:20:00	2,048 6,249,350.00
MBANK SA PLBRE0000012	197.80	-% -		24/04/24 16:50:00	- -
MOL HUNGARIAN OIL & GAS P... HU0000153937	2,996.00	1.90% 56.00		24/04/24 17:19:59	435,005 1,297,941,998.00
MONETA MONEY BANK A.S. CZ0008040318	103.00	0.00% 0.00		24/04/24 16:15:21	432,748 44,660,663.60
OPUS GLOBAL NYRT HU0000110226	396.50	-0.88% -3.50		24/04/24 17:19:59	224,344 89,629,866.00
ORLEN SA PLPKN0000018	15.352	-1.29% -0.20		24/04/24 19:31:37	- -
OTP BANK PLC HU0000061726	17,365.00	-0.29% -50.00		24/04/24 17:20:00	332,239 5,768,638,320.00
PGE POLSKA GRUPA ENERGETY... PLPGER000010	11.97	-% -		24/04/24 16:50:00	- -
PHILIP MORRIS(CZ) CZK1000 CS0008418869	15,840.00	0.00% 0.00		24/04/24 16:15:20	347 5,503,820.00
POWSZECHNA KASA OSZCZEDNO... PLPKO0000016	14.265	-0.11% -0.02		24/04/24 19:31:24	- -
POWSZECHNY ZAKLAD UBEZPIE... PLPZU0000011	11.545	-2.08% -0.25		24/04/24 19:30:21	- -

AUSTRIA CECE OVERALL(EUR)

PRIMOCO UAV SE CZK1 CZ0005135970	890.00	0.00% 0.00		24/04/24 15:47:05	225 199,750.00
RICHTER GEDEON VEGYESZETI... HU0000123096	9,100.00	1.56% 140.00	■	24/04/24 17:19:59	208,148 1,880,165,955.00
SANTANDER BANK POLSKA SA PLBZ00000044	130.50	-1.47% -1.95		24/04/24 19:31:23	- -
VIENNA INSURANCE GROUP AT0000908504	29.55	-0.17% -0.05		24/04/24 17:35:08	26,311 778,615.50