

AUSTRIA CECE OVERALL(EUR)

ISIN: **AT0000726476** WKN: -

Overview

2024/04/24 12:27:42

Price

1,950.85 EURDifference  -0.33% (-6.46)








General attributes

ISIN	AT0000726476
Symbol	-
Country	Czechia
Instruments in index	29
Type of index	Performance Index
Security type	Index

Market data

Open	1,958.96 EUR
High	1,969.31 EUR
Low	1,949.35 EUR
Close (prev. day)	1,957.31 EUR
Trading volume (m)	-
Volume (pcs)	-

Top 5

Name 	Price	+ - (%)	Trend 
RICHTER GE...	8,990.00	+3.58	
ANY SECURI...	3,660.00	+2.82	
OTP BANK P...	17,315.00	+2.11	
ERSTE GROU...	44.43	+1.36	
KOMERCNI B...	869.50	+1.04	

Intraday 1W 1M 6m 1Y 3Y

Flop 5

Name 	Price	+ - (%)	Trend 
MOL HUNGAR...	2,974.00	-1.34	
CEZ AS	851.50	-1.16	

5Y



Information about previous performance does not guarantee future performance.

Source: FactSet

Recent research

on market		
Date	Headline	Download
2024/04/24	 Akciové trhy - denní zpráva	
2024/04/24	 Ranní restart: kontejnery, ropai, tep a Trendovník	
2024/04/23	 Akciové trhy - denní zpráva	
2024/04/23	 Ranní restart	
2024/04/23	 CEE Special Report Strong growth in CEE economie...	

AUSTRIA CECE OVERALL(EUR)

PRIMOCO UA...	885.00	-1.11	↓		
MASTERPLAS...	3,080.00	-0.98	→		
PHILIP MOR...	15,920.00	-0.88	→		
Intraday	1W	1M	6m	1Y	3Y

Futures and Options

Related Futures	8
Related Options	-

Details

2024/04/24 12:27:42

Price

1,950.85 EUR

Difference

**-0.33%** (-6.46)

General attributes

ISIN AT0000726476

Symbol -

Country Czechia

Security type Index

Instruments in index 29

Market data

Open 1,958.96 EUR

High 1,969.31 EUR

Low 1,949.35 EUR

Close (prev. day) 1,957.31 EUR

Trading volume (m) -

Volume (pcs) -

Performance and Risk

	6m	1Y	3Y
Perf (%)	+22.66%	+31.97%	+34.58%
Perf (abs.)	+361.63	+474.19	+502.95
Beta	-	-	-
Volatility	14.02	16.08	22.58



5Y

Information about previous performance does not guarantee future performance.

Source: FactSet

Price data

Ø price 5 days Ø volume 5 days (pcs.)	1,937.89 EUR (0)
Ø price 30 days Ø volume 30 days (pcs.)	1,910.36 EUR (0)
Ø price 100 days Ø volume 100 days (pcs.)	1,852.38 EUR (0)
Ø price 250 days Ø volume 250 days (pcs.)	1,700.84 EUR (0)
YTD High date	1,988.58 EUR (2024/04/10)
YTD Low date	1,743.23 EUR (2024/01/17)
52 Weeks High date	1,988.58 EUR (2024/04/10)
52 Weeks Low date	1,462.20 EUR (2023/04/26)

Composition

Name  ISIN	Price	Diff %  Diff +/-	Performance 	Date Time	Turnover Pc.  Turnover Money 
4IG NYILVANOSAN MUKODO RE... HU0000167788	812.00	0.00% 0.00		24/04/24 11:57:58	17,111 13,841,752.00
ALLEGRO.EU SA LU2237380790	7.37	-1.75% -0.13		24/04/24 12:25:58	- -
ANY SECURITY PRINTING COM... HU0000093257	3,660.00	0.27% 10.00		24/04/24 12:18:45	9,916 36,283,930.00
BANK POLSKA KASA OPIEKI S... PLPEKAO00016	39.33	-1.87% -0.75		24/04/24 12:25:57	- -
CD PROJEKT S.A. PLOPTTC00011	26.62	1.33% 0.35		24/04/24 12:25:56	- -
CEZ AS CZ0005112300	851.50	-0.41% -3.50		24/04/24 12:23:39	35,160 29,985,885.00
COLT CZ GROUP SE CZK0.10 CZ0009008942	630.00	0.32% 2.00		24/04/24 12:26:12	709 448,708.00
DINO POLSKA SA PLDINPL00011	89.32	0.07% 0.06		24/04/24 11:55:07	- -
ERSTE GROUP BANK AG AT0000652011	1,119.00	0.36% 4.00		24/04/24 12:25:14	35,459 39,652,854.00
KGHM POLSKA MIEDZ SA PLKGHM000017	31.49	2.44% 0.75		24/04/24 11:26:25	1,140 35,338.60
KOFOLA CESKOSLOVENSKO AS ... CZ0009000121	273.00	0.00% 0.00		24/04/24 11:36:48	265 72,614.00
KOMERCNI BANKA CZ0008019106	869.50	-0.29% -2.50		24/04/24 12:27:02	121,522 105,968,711.00
LPP SA PLLPP0000011	3,518.00	-3.98% -146.00		24/04/24 12:25:56	- -
MAGYAR TELEKOM TELECOMMUN... HU0000073507	939.00	-0.11% -1.00		24/04/24 12:20:30	109,528 102,969,576.00
MASTERPLAST SHARE HUF100 HU0000093943	3,080.00	1.32% 40.00		24/04/24 12:19:56	2,008 6,127,350.00
MBANK SA PLBRE0000012	149.95	-2.09% -3.20		24/04/24 12:25:57	- -
MOL HUNGARIAN OIL & GAS P... HU0000153937	2,974.00	1.16% 34.00		24/04/24 12:27:23	142,939 424,895,526.00
MONETA MONEY BANK A.S. CZ0008040318	103.40	0.39% 0.40		24/04/24 12:26:45	102,536 10,592,721.80
OPUS GLOBAL NYRT HU0000110226	401.00	0.25% 1.00		24/04/24 12:24:33	45,220 18,040,110.00
ORLEN SA PLPKN0000018	15.462	-0.37% -0.06		24/04/24 12:25:57	- -
OTP BANK PLC HU0000061726	17,315.00	-0.57% -100.00		24/04/24 12:26:34	23,042 399,718,885.00
PGE POLSKA GRUPA ENERGETY... PLPGER000010	1.3285	-1.56% -0.02		24/04/24 12:25:57	- -
PHILIP MORRIS(CZ) CZK1000 CS0008418869	15,920.00	0.51% 80.00		24/04/24 11:53:45	86 1,369,800.00
POWSZECHNA KASA OSZCZEDNO... PLPKO0000016	14.14	-0.14% -0.02		24/04/24 12:25:57	- -
POWSZECHNY ZAKLAD UBEZPIE... PLPZU0000011	11.45	3.90% 0.43		24/04/24 12:25:58	- -

AUSTRIA CECE OVERALL(EUR)

PRIMOCO UAV SE CZK1 CZ0005135970	885.00	-0.56% -5.00		24/04/24 11:30:07	124 110,045.00
RICHTER GEDEON VEGYESZETI... HU0000123096	8,990.00	0.33% 30.00		24/04/24 12:25:25	56,291 505,073,725.00
SANTANDER BANK POLSKA SA PLBZ00000044	130.40	-1.36% -1.80		24/04/24 12:25:56	- -
VIENNA INSURANCE GROUP AT0000908504	29.70	0.34% 0.10		24/04/24 12:22:08	6,182 183,235.60