

## AUSTRIA CECE OVERALL(EUR)

ISIN: AT0000726476 WKN: -

## Overview

2024/04/23 17:45:00

Price

**1,957.31** EURDifference  -0.01% (-0.10)

## General attributes

ISIN AT0000726476

Symbol -

Country Czechia

Instruments in index 29

Type of index Performance Index

Security type Index

## Market data

Open 1,956.81 EUR

High 1,967.69 EUR








Low 1,938.53 EUR

Close (prev. day) 1,957.41 EUR

Trading volume (m) -

Volume (pcs) -

## Top 5

Name 	Price	+ - (%)	Trend 
RICHTER GE...	8,960.00	+3.58	
ANY SECURI...	3,650.00	+2.82	
OTP BANK P...	17,415.00	+2.11	
ERSTE GROU...	44.52	+1.36	
KOMERCNI B...	872.00	+1.04	

Intraday 1W 1M 6m 1Y 3Y

## Flop 5

Name 	Price	+ - (%)	Trend 
MOL HUNGAR...	2,940.00	-1.34	
CEZ AS	855.00	-1.16	



5Y

Information about previous performance does not guarantee future performance.

Source: FactSet

## Recent research

on market		
Date	Headline	Download
2024/04/23	 Akciové trhy - denní zpráva	
2024/04/23	 Ranní restart	
2024/04/23	 CEE Special Report   Strong growth in CEE economie...	
2024/04/22	 Akciové trhy - denní zpráva	
2024/04/22	 Ranní restart: Pokrok je skvělý #prosperita	

AUSTRIA CECE OVERALL(EUR)

PRIMOCO UA...	890.00	-1.11	↓		
MASTERPLAS...	3,040.00	-0.98	→		
PHILIP MOR...	15,840.00	-0.88	→		
<b>Intraday</b>	<b>1W</b>	<b>1M</b>	<b>6m</b>	<b>1Y</b>	<b>3Y</b>

**Futures and Options**

<b>Related Futures</b>	8
<b>Related Options</b>	-

## Details

2024/04/23 17:45:00

Price

**1,957.31** EUR

Difference

**-0.01%** (-0.10)

## General attributes

ISIN AT0000726476

Symbol -

Country Czechia

Security type Index

Instruments in index 29

## Market data

Open 1,956.81 EUR

High 1,967.69 EUR

Low 1,938.53 EUR

Close (prev. day) 1,957.41 EUR

Trading volume (m) -

Volume (pcs) -

## Performance and Risk

	6m	1Y	3Y
Perf (%)	+22.66%	+31.97%	+34.58%
Perf (abs.)	+361.63	+474.19	+502.95
Beta	-	-	-
Volatility	14.02	16.08	22.58



Information about previous performance does not guarantee future performance.

Source: FactSet

## Price data

Ø price 5 days   Ø volume 5 days (pcs.)	1,937.89 EUR (0)
Ø price 30 days   Ø volume 30 days (pcs.)	1,910.36 EUR (0)
Ø price 100 days   Ø volume 100 days (pcs.)	1,852.38 EUR (0)
Ø price 250 days   Ø volume 250 days (pcs.)	1,700.84 EUR (0)
YTD High   date	1,988.58 EUR (2024/04/10)
YTD Low   date	1,743.23 EUR (2024/01/17)
52 Weeks High   date	1,988.58 EUR (2024/04/10)
52 Weeks Low   date	1,462.20 EUR (2023/04/26)

## Composition

Name  ISIN	Price	Diff %  Diff +/-	Performance 	Date Time	Turnover Pc.  Turnover Money 
4IG NYILVANOSAN MUKODO RE... HU0000167788	812.00	0.00% 0.00		24/04/23 17:20:00	21,339 17,277,675.00
ALLEGRO.EU SA LU2237380790	7.48	1.15% 0.09		24/04/23 19:31:35	- -
ANY SECURITY PRINTING COM... HU0000093257	3,650.00	2.82% 100.00		24/04/23 17:19:59	23,648 85,974,170.00
BANK POLSKA KASA OPIEKI S... PLPEKAO00016	40.92	-4.01% -1.71		24/04/23 20:08:48	100 4,092.00
CD PROJEKT S.A. PLOPTTC00011	26.46	-1.64% -0.44		24/04/23 21:13:31	349 9,385.90
CEZ AS CZ0005112300	855.00	-1.16% -10.00		24/04/23 16:15:55	107,813 92,432,100.50
COLT CZ GROUP SE CZK0.10 CZ0009008942	628.00	-0.32% -2.00		24/04/23 16:15:16	9,459 5,961,113.00
DINO POLSKA SA PLDINPL00011	89.26	2.79% 2.42		24/04/23 21:50:08	- -
ERSTE GROUP BANK AG AT0000652011	1,115.00	1.36% 15.00		24/04/23 16:20:01	253,679 281,054,639.00
KGHM POLSKA MIEDZ SA PLKGHM000017	30.41	-5.32% -1.71		24/04/23 19:31:35	- -
KOFOLA CESKOSLOVENSKO AS ... CZ0009000121	273.00	0.00% 0.00		24/04/23 16:09:31	939 256,648.00
KOMERCNI BANKA CZ0008019106	872.00	1.04% 9.00		24/04/23 16:23:02	296,790 257,553,142.00
LPP SA PLLPP0000011	3,506.00	-3.58% -130.00		24/04/23 19:31:26	- -
MAGYAR TELEKOM TELECOMMUN... HU0000073507	940.00	0.21% 2.00		24/04/23 17:19:59	639,151 600,409,757.00
MASTERPLAST SHARE HUF100 HU0000093943	3,040.00	-0.98% -30.00		24/04/23 17:20:00	5,474 16,485,980.00
MBANK SA PLBRE0000012	197.80	-% -		24/04/23 16:50:00	- -
MOL HUNGARIAN OIL & GAS P... HU0000153937	2,940.00	-1.34% -40.00		24/04/23 17:19:59	646,805 1,908,682,268.00
MONETA MONEY BANK A.S. CZ0008040318	103.00	0.98% 1.00		24/04/23 16:24:30	738,346 75,713,199.20
OPUS GLOBAL NYRT HU0000110226	400.00	0.00% 0.00		24/04/23 17:20:00	198,573 79,143,984.00
ORLEN SA PLPKN0000018	15.576	0.13% 0.02		24/04/23 21:36:17	110 1,743.46
OTP BANK PLC HU0000061726	17,415.00	2.11% 360.00		24/04/23 17:20:00	340,279 5,891,478,025.00
PGE POLSKA GRUPA ENERGETY... PLPGER000010	11.97	-% -		24/04/23 16:50:00	- -
PHILIP MORRIS(CZ) CZK1000 CS0008418869	15,840.00	-0.88% -140.00		24/04/23 16:19:01	528 8,396,340.00
POWSZECHNA KASA OSZCZEDNO... PLPKO0000016	14.28	3.78% 0.52		24/04/23 19:31:27	- -
POWSZECHNY ZAKLAD UBEZPIE... PLPZU0000011	11.79	-% -		24/04/23 19:30:26	- -

## AUSTRIA CECE OVERALL(EUR)

PRIMOCO UAV SE CZK1 CZ0005135970	890.00	-1.11% -10.00		24/04/23 15:18:04	687 615,100.00
RICHTER GEDEON VEGYESZETI... HU0000123096	8,960.00	3.58% 310.00	■	24/04/23 17:20:00	258,057 2,291,045,060.00
SANTANDER BANK POLSKA SA PLBZ00000044	132.45	1.11% 1.45	■	24/04/23 19:31:26	- -
VIENNA INSURANCE GROUP AT0000908504	29.60	0.34% 0.10		24/04/23 17:35:17	19,524 577,069.30