

AUSTRIA CECE OVERALL(EUR)

ISIN: **AT0000726476** WKN: -

Overview

2024/05/28 17:45:00

Price

1,996.26 EURDifference  -0.70% (-14.01)

General attributes

ISIN	AT0000726476
Symbol	-
Country	Czechia
Instruments in index	29
Type of index	Performance Index
Security type	Index

Market data







Open	2,011.32 EUR
High	2,019.05 EUR
Low	1,995.78 EUR
Close (prev. day)	2,010.27 EUR
Trading volume (m)	-
Volume (pcs)	-

Top 5

Name 	Price	+ - (%) 	Trend 
MAGYAR TEL...	989.00	+1.85	
KOFOLA CES...	290.00	+1.75	
OPUS GLOBA...	386.00	+0.92	
COLT CZ GR...	681.00	+0.59	
ERSTE GROU...	45.01	+0.54	

Intraday 1W 1M 6m 1Y 3Y

Flop 5

Name 	Price	+ - (%) 	Trend 
RICHTER GE...	9,285.00	-2.42	
OTP BANK P...	17,520.00	-2.40	
MOL HUNGAR...	2,790.00	-2.11	
KOMERCNI B...	777.00	-1.02	

5Y














Information about previous performance does not guarantee future performance.

Source: FactSet

Recent research

on market

Date	Headline	Download 
2024/05/28	 Akciové trhy - denní zpráva	
2024/05/28	 Ranní restart: reVize 2024	
2024/05/27	 Akciové trhy - denní zpráva	
2024/05/27	 Ranní restart: AI ve firmách, klima v makru a neut...	
2024/05/27	 GDP in Croatia, flash inflation estimates	

VIENNA INS... 30.00 -0.99 

Intraday 1W 1M 6m 1Y 3Y

Futures and Options

Related Futures 8

Related Options -

Details

2024/05/28 17:45:00

Price

1,996.26 EURDifference  -0.70% (-14.01)

General attributes

ISIN AT0000726476

Symbol -

Country Czechia

Security type Index

Instruments in index 29

Market data

Open 2,011.32 EUR

High 2,019.05 EUR

Low 1,995.78 EUR

Close (prev. day) 2,010.27 EUR

Trading volume (m) -

Volume (pcs) -

Performance and Risk

	6m	1Y	3Y
Perf (%)	+13.66%	+30.78%	+21.00%
Perf (abs.)	+239.96	+469.85	+346.52
Beta	-	-	-
Volatility	13.50	15.87	22.57

5Y



Information about previous performance does not guarantee future performance.

Source: FactSet

Price data

Ø price 5 days Ø volume 5 days (pcs.)	2,018.84 EUR (0)
Ø price 30 days Ø volume 30 days (pcs.)	1,995.48 EUR (0)
Ø price 100 days Ø volume 100 days (pcs.)	1,901.06 EUR (0)
Ø price 250 days Ø volume 250 days (pcs.)	1,748.08 EUR (0)
YTD High date	2,069.07 EUR (2024/05/21)
YTD Low date	1,743.23 EUR (2024/01/17)
52 Weeks High date	2,069.07 EUR (2024/05/21)
52 Weeks Low date	1,472.04 EUR (2023/10/04)

Composition

Name  ISIN	Price	Diff %  Diff +/-	Performance 	Date Time	Turnover Pc.  Turnover Money 
4IG NYILVANOSAN MUKODO RE... HU0000167788	793.00	0.00% 0.00		24/05/28 17:20:00	13,262 10,498,205.00
ALLEGRO.EU SA LU2237380790	8.957	-0.43% -0.04		24/05/28 19:31:32	- -
ANY SECURITY PRINTING COM... HU0000093257	4,200.00	-0.24% -10.00		24/05/28 17:20:00	31,308 132,859,770.00
BANK POLSKA KASA OPIEKI S... PLPEKAO00016	37.31	-0.24% -0.09		24/05/28 19:31:20	- -
CD PROJEKT S.A. PLOPTTC00011	33.79	4.29% 1.39	█	24/05/28 19:36:14	1,281 42,208.22
CEZ AS CZ0005112300	936.50	0.11% 1.00		24/05/28 16:18:45	113,883 106,576,486.50
COLT CZ GROUP SE CZK0.10 CZ0009008942	681.00	0.59% 4.00		24/05/28 16:21:34	4,950 3,357,844.00
DINO POLSKA SA PLDINPL00011	93.44	-1.12% -1.06		24/05/28 21:50:07	- -
ERSTE GROUP BANK AG AT0000652011	1,108.00	0.54% 6.00		24/05/28 16:17:40	130,367 144,385,730.50
KGHM POLSKA MIEDZ SA PLKGHM000017	42.15	-1.95% -0.84		24/05/28 21:40:42	100 4,215.00
KOFOLA CESKOSLOVENSKO AS ... CZ0009000121	290.00	1.75% 5.00	█	24/05/28 16:15:02	6,541 1,889,022.00
KOMERCNI BANKA CZ0008019106	777.00	-1.02% -8.00		24/05/28 16:15:03	216,034 168,891,005.50
LPP SA PLLPP0000011	3,954.00	-0.70% -28.00		24/05/28 19:31:42	- -
MAGYAR TELEKOM TELECOMMUN... HU0000073507	989.00	1.85% 18.00	█	24/05/28 17:19:59	362,907 357,186,599.00
MASTERPLAST SHARE HUF100 HU0000093943	2,960.00	0.00% 0.00		24/05/28 17:19:59	7,164 21,241,990.00
MBANK SA PLBRE0000012	197.80	-% -		24/05/28 16:50:00	- -
MOL HUNGARIAN OIL & GAS P... HU0000153937	2,790.00	-2.11% -60.00		24/05/28 17:20:00	428,641 1,203,731,500.00
MONETA MONEY BANK A.S. CZ0008040318	96.80	-0.21% -0.20		24/05/28 16:15:23	455,911 44,094,456.70
OPUS GLOBAL NYRT HU0000110226	386.00	0.92% 3.50		24/05/28 17:20:00	180,489 69,438,441.00
ORLEN SA PLPKN0000018	15.154	-0.85% -0.13		24/05/28 19:31:33	70 1,074.64
OTP BANK PLC HU0000061726	17,520.00	-2.40% -430.00		24/05/28 17:20:00	314,294 5,564,976,415.00
PGE POLSKA GRUPA ENERGETY... PLPGER000010	1.7195	-0.35% -0.01		24/05/28 16:58:22	83 142.72
PHILIP MORRIS(CZ) CZK1000 CS0008418869	14,900.00	0.00% 0.00		24/05/28 16:17:27	419 6,257,800.00
POWSZECHNA KASA OSZCZEDNO... PLPKO0000016	13.42	-0.30% -0.04		24/05/28 19:31:20	- -
POWSZECHNY ZAKLAD UBEZPIE... PLPZU0000011	11.49	-0.17% -0.02		24/05/28 19:30:31	- -

AUSTRIA CECE OVERALL(EUR)

PRIMOCO UAV SE CZK1 CZ0005135970	810.00	0.00% 0.00		24/05/28 16:15:13	1,696 1,373,560.00
RICHTER GEDEON VEGYESZETI... HU0000123096	9,285.00	-2.42% -230.00		24/05/28 17:19:59	241,260 2,271,348,730.00
SANTANDER BANK POLSKA SA PLBZ00000044	119.60	0.63% 0.75		24/05/28 19:31:41	- -
VIENNA INSURANCE GROUP AT0000908504	30.00	-0.99% -0.30		24/05/28 17:35:27	39,894 1,200,086.80