

AUSTRIA CECE OVERALL(EUR)

ISIN: AT0000726476 WKN: -

Overview

2024/05/27 12:21:42

Price

2,011.62 EURDifference  -0.24% (-4.75)

General attributes

ISIN AT0000726476

Symbol -

Country Czechia

Instruments in index 29

Type of index Performance Index

Security type Index

Market data

Open 2,017.70 EUR

High 2,027.25 EUR

Low 2,009.26 EUR

Close (prev. day) 2,016.37 EUR

Trading volume (m) -


Volume (pcs) -

Top 5

Name 	Price	+ - (%)	Trend 
ANY SECURI...	4,170.00	+2.04	
MASTERPLAS...	2,970.00	+1.71	
RICHTER GE...	9,450.00	+1.46	
4IG NYILVA...	794.00	+1.39	
KOMERCNI B...	787.50	+0.77	

Intraday 1W 1M 6m 1Y 3Y

Flop 5

Name 	Price	+ - (%)	Trend 
MOL HUNGAR...	2,846.00	-8.02	
OTP BANK P...	17,760.00	-1.89	
ERSTE GROU...	44.36	-1.29	
MONETA MON...	96.90	-1.03	

5Y



Information about previous performance does not guarantee future performance.

Source: FactSet

Recent research

on market		
Date	Headline	Download
2024/05/27	 Akciové trhy - denní zpráva	
2024/05/27	 Ranní restart: AI ve firmách, klima v makru a neut...	
2024/05/27	 GDP in Croatia, flash inflation estimates	
2024/05/24	 Akciové trhy - denní zpráva	
2024/05/24	 Ranní restart: Macron, jaderné počtení, rámování a...	

CEZ AS 936.00 -0.96 

Intraday 1W 1M 6m 1Y 3Y

Futures and Options

Related Futures 8

Related Options -

Details

2024/05/27 12:21:42

Price

2,011.62 EUR

Difference

**-0.24%** (-4.75)

General attributes

ISIN AT0000726476

Symbol -

Country Czechia

Security type Index

Instruments in index 29

Market data

Open 2,017.70 EUR

High 2,027.25 EUR

Low 2,009.26 EUR

Close (prev. day) 2,016.37 EUR

Trading volume (m) -

Volume (pcs) -

Performance and Risk

	6m	1Y	3Y
Perf (%)	+16.45%	+33.47%	+24.86%
Perf (abs.)	+284.86	+505.62	+401.46
Beta	-	-	-
Volatility	13.69	15.87	22.55

2,000.00

1,800.00

1,600.00

1,400.00

1,200.00

1,000.00

2020

2021

2022

2023

2024

5Y


























Information about previous performance does not guarantee future performance.

Source: FactSet

Price data

Ø price 5 days Ø volume 5 days (pcs.)	2,041.08 EUR (0)
Ø price 30 days Ø volume 30 days (pcs.)	1,989.22 EUR (0)
Ø price 100 days Ø volume 100 days (pcs.)	1,897.18 EUR (0)
Ø price 250 days Ø volume 250 days (pcs.)	1,744.65 EUR (0)
YTD High date	2,069.07 EUR (2024/05/21)
YTD Low date	1,743.23 EUR (2024/01/17)
52 Weeks High date	2,069.07 EUR (2024/05/21)
52 Weeks Low date	1,472.04 EUR (2023/10/04)

Composition

Name  ISIN	Price	Diff %  Diff +/-	Performance 	Date Time	Turnover Pc.  Turnover Money 
4IG NYILVANOSAN MUKODO RE... HU0000167788	794.00	-1.37% -11.00		24/05/27 12:04:34	16,262 12,932,497.00
ALLEGRO.EU SA LU2237380790	9.114	-1.47% -0.14		24/05/27 11:27:59	- -
ANY SECURITY PRINTING COM... HU0000093257	4,170.00	4.25% 170.00		24/05/27 12:01:40	20,685 85,548,790.00
BANK POLSKA KASA OPIEKI S... PLPEKAO00016	36.94	0.41% 0.15		24/05/27 11:27:59	- -
CD PROJEKT S.A. PLOPTTC00011	32.79	0.03% 0.01		24/05/27 12:05:42	343 11,268.17
CEZ AS CZ0005112300	936.00	0.54% 5.00		24/05/27 12:14:44	20,754 19,366,240.50
COLT CZ GROUP SE CZK0.10 CZ0009008942	676.00	0.75% 5.00		24/05/27 12:12:55	2,525 1,714,229.00
DINO POLSKA SA PLDINPL00011	96.60	0.02% 0.02		24/05/27 11:55:05	- -
ERSTE GROUP BANK AG AT0000652011	1,099.00	-4.60% -53.00		24/05/27 12:18:07	69,612 76,817,914.50
KGHM POLSKA MIEDZ SA PLKGHM000017	36.61	0.44% 0.16		24/05/27 11:28:05	- -
KOFOLA CESKOSLOVENSKO AS ... CZ0009000121	285.00	0.00% 0.00		24/05/27 12:12:27	462 131,081.00
KOMERCNI BANKA CZ0008019106	787.50	0.19% 1.50		24/05/27 12:20:51	21,554 16,946,660.50
LPP SA PLLPP0000011	4,042.00	1.40% 56.00		24/05/27 11:27:58	- -
MAGYAR TELEKOM TELECOMMUN... HU0000073507	975.00	0.31% 3.00		24/05/27 12:08:49	237,134 231,029,903.00
MASTERPLAST SHARE HUF100 HU0000093943	2,970.00	0.00% 0.00		24/05/27 11:54:41	9,672 28,865,200.00
MBANK SA PLBRE0000012	143.85	1.48% 2.10		24/05/27 11:28:00	- -
MOL HUNGARIAN OIL & GAS P... HU0000153937	2,846.00	1.64% 46.00		24/05/27 12:19:08	165,292 468,009,958.00
MONETA MONEY BANK A.S. CZ0008040318	96.90	0.62% 0.60		24/05/27 12:20:53	34,256 3,314,954.60
OPUS GLOBAL NYRT HU0000110226	382.00	0.79% 3.00		24/05/27 12:19:05	54,035 20,714,306.00
ORLEN SA PLPKN0000018	15.40	0.73% 0.11		24/05/27 11:28:02	- -
OTP BANK PLC HU0000061726	17,760.00	0.51% 90.00		24/05/27 12:21:26	48,658 863,143,570.00
PGE POLSKA GRUPA ENERGETY... PLPGER000010	1.6765	2.79% 0.05		24/05/27 11:28:04	- -
PHILIP MORRIS(CZ) CZK1000 CS0008418869	14,980.00	0.54% 80.00		24/05/27 12:19:55	89 1,334,320.00
POWSZECHNA KASA OSZCZEDNO... PLPKO0000016	13.41	0.98% 0.13		24/05/27 11:28:02	- -
POWSZECHNY ZAKLAD UBEZPIE... PLPZU0000011	11.90	0.72% 0.09		24/05/27 12:02:44	250 2,975.00

AUSTRIA CECE OVERALL(EUR)

PRIMOCO UAV SE CZK1 CZ0005135970	810.00	1.89% 15.00	■	24/05/27 12:21:19	3,456 2,777,755.00
RICHTER GEDEON VEGYESZETI... HU0000123096	9,450.00	0.64% 60.00	■	24/05/27 12:21:30	28,437 269,362,680.00
SANTANDER BANK POLSKA SA PLBZ00000044	117.95	0.68% 0.80	■	24/05/27 11:28:05	- -
VIENNA INSURANCE GROUP AT0000908504	30.55	1.66% 0.50	■	24/05/27 12:16:45	17,004 515,492.35