

## AUSTRIA CECE OVERALL(EUR)

ISIN: **AT0000726476** WKN: -

## Overview

2024/04/19 17:45:00

Price

**1,933.66** EURDifference  0.22% (4.22)

## General attributes

ISIN AT0000726476

Symbol -

Country Czechia

Instruments in index 29

Type of index Performance Index

Security type Index

## Market data

Open 1,926.98 EUR

High 1,935.76 EUR

Low 1,912.14 EUR

Close (prev. day) 1,929.44 EUR

Trading volume (m) -

Volume (pcs) -

## Top 5

Name 	Price	+ - (%) 	Trend 
ERSTE GROU...	43.00	+0.98	
MAGYAR TEL...	927.00	+0.54	
4IG NYILVA...	817.00	+0.25	

Intraday 1W 1M 6m 1Y 3Y

## Flop 5

Name 	Price	+ - (%) 	Trend 
MOL HUNGAR...	2,960.00	-1.99	
PHILIP MOR...	15,820.00	-1.25	
RICHTER GE...	8,855.00	-1.06	
OPUS GLOBA...	395.00	-0.88	
KOFOLA CES...	271.00	-0.73	













Information about previous performance does not guarantee future performance.

Source: FactSet

## Recent research

## on market

Date	Headline	Download
2024/04/19	 Akciové trhy - denní zpráva	
2024/04/19	 CZ Ranní restart	
2024/04/18	 CEE corporate bond rally	
2024/04/18	 Akciové trhy - denní zpráva	
2024/04/17	 Akciové trhy - denní zpráva	

Intraday	1W	1M	6m	1Y	3Y
----------	----	----	----	----	----

**Futures and Options**

Related Futures	8
-----------------	---

Related Options	-
-----------------	---

## Details

2024/04/19 17:45:00

Price

**1,933.66** EUR

Difference



0.22% (4.22)

## General attributes

ISIN AT0000726476

Symbol -

Country Czechia

Security type Index

Instruments in index 29

## Market data

Open 1,926.98 EUR

High 1,935.76 EUR

Low 1,912.14 EUR

Close (prev. day) 1,929.44 EUR

Trading volume (m) -

Volume (pcs) -

## Performance and Risk

	6m	1Y	3Y
Perf (%)	+20.00%	+31.20%	+31.87%
Perf (abs.)	+322.21	+459.85	+467.31
Beta	-	-	-
Volatility	14.01	16.04	22.55



Information about previous performance does not guarantee future performance.

Source: FactSet

## Price data

Ø price 5 days   Ø volume 5 days (pcs.)	1,919.99 EUR (0)
Ø price 30 days   Ø volume 30 days (pcs.)	1,904.32 EUR (0)
Ø price 100 days   Ø volume 100 days (pcs.)	1,848.84 EUR (0)
Ø price 250 days   Ø volume 250 days (pcs.)	1,697.29 EUR (0)
YTD High   date	1,988.58 EUR (2024/04/10)
YTD Low   date	1,743.23 EUR (2024/01/17)
52 Weeks High   date	1,988.58 EUR (2024/04/10)
52 Weeks Low   date	1,462.20 EUR (2023/04/26)

## Composition

Name  ISIN	Price	Diff %  Diff +/-	Performance 	Date Time	Turnover Pc.  Turnover Money 
4IG NYILVANOSAN MUKODO RE... HU0000167788	817.00	0.25% 2.00		24/04/19 17:20:01	182,379 147,771,372.00
ALLEGRO.EU SA LU2237380790	7.308	3.47% 0.25		24/04/19 21:49:56	50 365.40
ANY SECURITY PRINTING COM... HU0000093257	3,530.00	0.00% 0.00		24/04/19 17:20:00	3,228 11,323,970.00
BANK POLSKA KASA OPIEKI S... PLPEKAO00016	42.46	1.51% 0.63		24/04/19 19:31:38	- -
CD PROJEKT S.A. PLOPTTC00011	25.91	0.90% 0.23		24/04/19 20:04:25	175 4,548.39
CEZ AS CZ0005112300	872.00	-0.23% -2.00		24/04/19 16:16:23	114,269 99,599,588.50
COLT CZ GROUP SE CZK0.10 CZ0009008942	626.00	-0.32% -2.00		24/04/19 16:15:00	5,738 3,621,673.00
DINO POLSKA SA PLDINPL00011	85.06	1.80% 1.50		24/04/19 21:50:08	- -
ERSTE GROUP BANK AG AT0000652011	1,080.00	0.98% 10.50		24/04/19 16:15:15	91,567 98,463,681.50
KGHM POLSKA MIEDZ SA PLKGHM000017	32.61	-0.55% -0.18		24/04/19 19:31:28	- -
KOFOLA CESKOSLOVENSKO AS ... CZ0009000121	271.00	-0.73% -2.00		24/04/19 16:09:31	2,875 782,337.00
KOMERCNI BANKA CZ0008019106	861.50	-0.46% -4.00		24/04/19 16:15:15	203,750 175,966,965.50
LPP SA PLLPP0000011	3,486.00	-1.30% -46.00		24/04/19 19:31:38	- -
MAGYAR TELEKOM TELECOMMUN... HU0000073507	927.00	0.54% 5.00		24/04/19 17:20:00	319,937 295,619,891.00
MASTERPLAST SHARE HUF100 HU0000093943	3,030.00	-0.66% -20.00		24/04/19 17:20:00	952 2,907,350.00
MBANK SA PLBRE0000012	197.80	-% -		24/04/19 16:50:00	- -
MOL HUNGARIAN OIL & GAS P... HU0000153937	2,960.00	-1.99% -60.00		24/04/19 17:20:00	579,559 1,727,464,518.00
MONETA MONEY BANK A.S. CZ0008040318	101.80	0.00% 0.00		24/04/19 16:15:04	360,252 36,711,769.00
OPUS GLOBAL NYRT HU0000110226	395.00	-0.88% -3.50		24/04/19 17:20:00	227,303 89,919,660.00
ORLEN SA PLPKN0000018	15.488	1.23% 0.19		24/04/19 19:31:29	- -
OTP BANK PLC HU0000061726	16,940.00	-0.62% -105.00		24/04/19 17:20:01	411,986 6,974,318,185.00
PGE POLSKA GRUPA ENERGETY... PLPGER000010	11.97	-% -		24/04/19 16:50:00	- -
PHILIP MORRIS(CZ) CZK1000 CS0008418869	15,820.00	-1.25% -200.00		24/04/19 16:22:49	215 3,434,740.00
POWSZECHNA KASA OSZCZEDNO... PLPKO0000016	13.49	0.90% 0.12		24/04/19 19:31:38	- -
POWSZECHNY ZAKLAD UBEZPIE... PLPZU0000011	11.54	0.04% 0.01		24/04/19 19:30:32	- -

## AUSTRIA CECE OVERALL(EUR)

PRIMOCO UAV SE CZK1 CZ0005135970	900.00	0.00% 0.00		24/04/19 14:58:57	9 8,100.00
RICHTER GEDEON VEGYESZETI... HU0000123096	8,855.00	-1.06% -95.00		24/04/19 17:20:00	215,982 1,916,017,780.00
SANTANDER BANK POLSKA SA PLBZ00000044	127.95	-0.23% -0.30		24/04/19 19:31:37	- -
VIENNA INSURANCE GROUP AT0000908504	29.10	-0.17% -0.05		24/04/19 17:35:14	50,392 1,464,343.40