

AUSTRIA CECE OVERALL(EUR)

ISIN: **AT0000726476** WKN: -

Overview

2024/04/19 17:45:00

Price

1,933.66 EURDifference  0.22% (4.22)

General attributes

ISIN AT0000726476

Symbol -

Country Czechia

Instruments in index 29

Type of index Performance Index

Security type Index

Market data

Open 1,926.98 EUR

High 1,935.76 EUR

Low 1,912.14 EUR

Close (prev. day) 1,929.44 EUR

Trading volume (m) -

Volume (pcs) -

Top 5

Name 	Price	+ - (%) 	Trend 
ERSTE GROU...	43.00	+0.98	
MAGYAR TEL...	927.00	+0.54	
4IG NYILVA...	817.00	+0.25	

Intraday 1W 1M 6m 1Y 3Y

Flop 5











Name 	Price	+ - (%) 	Trend 
MOL HUNGAR...	2,960.00	-1.99	
PHILIP MOR...	15,820.00	-1.25	
RICHTER GE...	8,855.00	-1.06	
OPUS GLOBA...	395.00	-0.88	
KOFOLA CES...	271.00	-0.73	



Information about previous performance does not guarantee future performance.

Source: FactSet

Recent research

on market		
Date	Headline	Download
2024/04/19	 Akciové trhy - denní zpráva	
2024/04/19	 CZ Ranní restart	
2024/04/18	 CEE corporate bond rally	
2024/04/18	 Akciové trhy - denní zpráva	
2024/04/17	 Akciové trhy - denní zpráva	

Intraday	1W	1M	6m	1Y	3Y
----------	----	----	----	----	----

Futures and Options

Related Futures	8
-----------------	---

Related Options	-
-----------------	---

Details

2024/04/19 17:45:00

Price

1,933.66 EUR

Difference



0.22% (4.22)

General attributes

ISIN AT0000726476

Symbol -

Country Czechia

Security type Index

Instruments in index 29

Market data

Open 1,926.98 EUR

High 1,935.76 EUR

Low 1,912.14 EUR

Close (prev. day) 1,929.44 EUR

Trading volume (m) -

Volume (pcs) -

Performance and Risk

	6m	1Y	3Y
Perf (%)	+20.00%	+31.20%	+31.87%
Perf (abs.)	+322.21	+459.85	+467.31
Beta	-	-	-
Volatility	14.01	16.04	22.55



5Y

Information about previous performance does not guarantee future performance.

Source: FactSet

Price data

Ø price 5 days Ø volume 5 days (pcs.)	1,919.99 EUR (0)
Ø price 30 days Ø volume 30 days (pcs.)	1,904.32 EUR (0)
Ø price 100 days Ø volume 100 days (pcs.)	1,848.84 EUR (0)
Ø price 250 days Ø volume 250 days (pcs.)	1,697.29 EUR (0)
YTD High date	1,988.58 EUR (2024/04/10)
YTD Low date	1,743.23 EUR (2024/01/17)
52 Weeks High date	1,988.58 EUR (2024/04/10)
52 Weeks Low date	1,462.20 EUR (2023/04/26)

Composition

Name  ISIN	Price	Diff %  Diff +/-	Performance 	Date Time	Turnover Pc.  Turnover Money 
4IG NYILVANOSAN MUKODO RE... HU0000167788	817.00	0.25% 2.00		24/04/19 17:20:01	182,379 147,771,372.00
ALLEGRO.EU SA LU2237380790	7.308	3.47% 0.25		24/04/19 21:49:56	50 365.40
ANY SECURITY PRINTING COM... HU0000093257	3,530.00	0.00% 0.00		24/04/19 17:20:00	3,228 11,323,970.00
BANK POLSKA KASA OPIEKI S... PLPEKAO00016	42.46	1.51% 0.63		24/04/19 19:31:38	- -
CD PROJEKT S.A. PLOPTTC00011	25.91	0.90% 0.23		24/04/19 20:04:25	175 4,548.39
CEZ AS CZ0005112300	872.00	-0.23% -2.00		24/04/19 16:16:23	114,269 99,599,588.50
COLT CZ GROUP SE CZK0.10 CZ0009008942	626.00	-0.32% -2.00		24/04/19 16:15:00	5,738 3,621,673.00
DINO POLSKA SA PLDINPL00011	85.06	1.80% 1.50		24/04/19 21:50:08	- -
ERSTE GROUP BANK AG AT0000652011	1,080.00	0.98% 10.50		24/04/19 16:15:15	91,567 98,463,681.50
KGHM POLSKA MIEDZ SA PLKGHM000017	32.61	-0.55% -0.18		24/04/19 19:31:28	- -
KOFOLA CESKOSLOVENSKO AS ... CZ0009000121	271.00	-0.73% -2.00		24/04/19 16:09:31	2,875 782,337.00
KOMERCNI BANKA CZ0008019106	861.50	-0.46% -4.00		24/04/19 16:15:15	203,750 175,966,965.50
LPP SA PLLPP0000011	3,486.00	-1.30% -46.00		24/04/19 19:31:38	- -
MAGYAR TELEKOM TELECOMMUN... HU0000073507	927.00	0.54% 5.00		24/04/19 17:20:00	319,937 295,619,891.00
MASTERPLAST SHARE HUF100 HU0000093943	3,030.00	-0.66% -20.00		24/04/19 17:20:00	952 2,907,350.00
MBANK SA PLBRE0000012	197.80	-% -		24/04/19 16:50:00	- -
MOL HUNGARIAN OIL & GAS P... HU0000153937	2,960.00	-1.99% -60.00		24/04/19 17:20:00	579,559 1,727,464,518.00
MONETA MONEY BANK A.S. CZ0008040318	101.80	0.00% 0.00		24/04/19 16:15:04	360,252 36,711,769.00
OPUS GLOBAL NYRT HU0000110226	395.00	-0.88% -3.50		24/04/19 17:20:00	227,303 89,919,660.00
ORLEN SA PLPKN0000018	15.488	1.23% 0.19		24/04/19 19:31:29	- -
OTP BANK PLC HU0000061726	16,940.00	-0.62% -105.00		24/04/19 17:20:01	411,986 6,974,318,185.00
PGE POLSKA GRUPA ENERGETY... PLPGER000010	11.97	-% -		24/04/19 16:50:00	- -
PHILIP MORRIS(CZ) CZK1000 CS0008418869	15,820.00	-1.25% -200.00		24/04/19 16:22:49	215 3,434,740.00
POWSZECHNA KASA OSZCZEDNO... PLPKO0000016	13.49	0.90% 0.12		24/04/19 19:31:38	- -
POWSZECHNY ZAKLAD UBEZPIE... PLPZU0000011	11.54	0.04% 0.01		24/04/19 19:30:32	- -

AUSTRIA CECE OVERALL(EUR)

PRIMOCO UAV SE CZK1 CZ0005135970	900.00	0.00% 0.00		24/04/19 14:58:57	9 8,100.00
RICHTER GEDEON VEGYESZETI... HU0000123096	8,855.00	-1.06% -95.00		24/04/19 17:20:00	215,982 1,916,017,780.00
SANTANDER BANK POLSKA SA PLBZ00000044	127.95	-0.23% -0.30		24/04/19 19:31:37	- -
VIENNA INSURANCE GROUP AT0000908504	29.10	-0.17% -0.05		24/04/19 17:35:14	50,392 1,464,343.40