

## AUSTRIA CECE OVERALL(EUR)

ISIN: AT0000726476 WKN: -

## Overview

2024/04/24 17:45:00

Price

**1,943.90** EURDifference  -0.69% (-13.41)

## General attributes

ISIN AT0000726476

Symbol -

Country Czechia

Instruments in index 29

Type of index Performance Index

Security type Index

## Market data

Open 1,958.96 EUR

High 1,969.31 EUR

Low 1,942.81 EUR

Close (prev. day) 1,957.31 EUR

Trading volume (m) -

Volume (pcs) -



Information about previous performance does not guarantee future performance.







Source: FactSet

## Top 5

Name 	Price	+ - (%)	Trend 
MOL HUNGAR...	2,996.00	+1.90	
RICHTER GE...	9,100.00	+1.56	
KOFOLA CES...	275.00	+0.73	
ERSTE GROU...	44.50	+0.36	
MASTERPLAS...	3,050.00	+0.33	

Intraday 1W 1M 6m 1Y 3Y

## Flop 5

Name 	Price	+ - (%)	Trend 
CEZ AS	847.00	-0.94	
OPUS GLOBA...	396.50	-0.88	
OTP BANK P...	17,365.00	-0.29	
KOMERCNI	869.50	-0.29	

## Recent research

on market		
Date	Headline	Download
2024/04/24	 Akciové trhy - denní zpráva	
2024/04/24	 Ranní restart: kontejnery, ropai, tep a Trendovník	
2024/04/23	 Akciové trhy - denní zpráva	
2024/04/23	 Ranní restart	
2024/04/23	 CEE Special Report   Strong growth in CEE economie...	

B...

ANY	3,640.00	-0.27	↔
-----	----------	-------	---

SECURI...

Intraday	1W	1M	6m	1Y	3Y
----------	----	----	----	----	----

### Futures and Options

Related Futures	8
-----------------	---

Related Options	-
-----------------	---

## Details

2024/04/24 17:45:00

Price

**1,943.90** EURDifference  -0.69% (-13.41)

## General attributes

ISIN AT0000726476

Symbol -

Country Czechia

Security type Index

Instruments in index 29

## Market data

Open 1,958.96 EUR

High 1,969.31 EUR

Low 1,942.81 EUR

Close (prev. day) 1,957.31 EUR

Trading volume (m) -

Volume (pcs) -

## Performance and Risk

	6m	1Y	3Y
Perf (%)	+20.55%	+30.64%	+33.66%
Perf (abs.)	+331.36	+455.89	+489.54
Beta	-	-	-
Volatility	14.00	16.07	22.57



5Y

Information about previous performance does not guarantee future performance.

Source: FactSet

## Price data

Ø price 5 days   Ø volume 5 days (pcs.)	1,944.34 EUR (0)
Ø price 30 days   Ø volume 30 days (pcs.)	1,912.70 EUR (0)
Ø price 100 days   Ø volume 100 days (pcs.)	1,853.89 EUR (0)
Ø price 250 days   Ø volume 250 days (pcs.)	1,702.53 EUR (0)
YTD High   date	1,988.58 EUR (2024/04/10)
YTD Low   date	1,743.23 EUR (2024/01/17)
52 Weeks High   date	1,988.58 EUR (2024/04/10)
52 Weeks Low   date	1,462.20 EUR (2023/04/26)

## Composition

Name  ISIN	Price	Diff %  Diff +/-	Performance 	Date Time	Turnover Pc.  Turnover Money 
4IG NYILVANOSAN MUKODO RE... HU0000167788	810.00	-0.25% -2.00		24/04/24 17:19:59	21,804 17,642,567.00
ALLEGRO.EU SA LU2237380790	7.236	-3.26% -0.24		24/04/24 19:31:37	- -
ANY SECURITY PRINTING COM... HU0000093257	3,640.00	-0.27% -10.00		24/04/24 17:19:59	14,386 52,577,880.00
BANK POLSKA KASA OPIEKI S... PLPEKAO00016	39.35	-2.21% -0.89		24/04/24 19:31:24	- -
CD PROJEKT S.A. PLOPTTC00011	26.39	-% -		24/04/24 19:31:36	- -
CEZ AS CZ0005112300	847.00	-0.94% -8.00		24/04/24 16:15:00	112,548 95,740,867.50
COLT CZ GROUP SE CZK0.10 CZ0009008942	630.00	0.32% 2.00		24/04/24 16:15:22	4,422 2,801,541.00
DINO POLSKA SA PLDINPL00011	88.72	-0.61% -0.54		24/04/24 21:50:09	- -
ERSTE GROUP BANK AG AT0000652011	1,119.00	0.36% 4.00		24/04/24 16:22:47	116,859 130,801,177.00
KGHM POLSKA MIEDZ SA PLKGHM000017	30.50	0.30% 0.09		24/04/24 19:31:36	- -
KOFOLA CESKOSLOVENSKO AS ... CZ0009000121	275.00	0.73% 2.00		24/04/24 16:01:04	1,741 476,876.00
KOMERCNI BANKA CZ0008019106	869.50	-0.29% -2.50		24/04/24 16:24:54	234,827 204,482,092.50
LPP SA PLLPP0000011	3,470.00	-1.03% -36.00		24/04/24 19:31:24	- -
MAGYAR TELEKOM TELECOMMUN... HU0000073507	942.00	0.21% 2.00		24/04/24 17:20:00	597,750 561,510,659.00
MASTERPLAST SHARE HUF100 HU0000093943	3,050.00	0.33% 10.00		24/04/24 17:20:00	2,048 6,249,350.00
MBANK SA PLBRE0000012	197.80	-% -		24/04/24 16:50:00	- -
MOL HUNGARIAN OIL & GAS P... HU0000153937	2,996.00	1.90% 56.00		24/04/24 17:19:59	435,005 1,297,941,998.00
MONETA MONEY BANK A.S. CZ0008040318	103.00	0.00% 0.00		24/04/24 16:15:21	432,748 44,660,663.60
OPUS GLOBAL NYRT HU0000110226	396.50	-0.88% -3.50		24/04/24 17:19:59	224,344 89,629,866.00
ORLEN SA PLPKN0000018	15.352	-1.29% -0.20		24/04/24 19:31:37	- -
OTP BANK PLC HU0000061726	17,365.00	-0.29% -50.00		24/04/24 17:20:00	332,239 5,768,638,320.00
PGE POLSKA GRUPA ENERGETY... PLPGER000010	11.97	-% -		24/04/24 16:50:00	- -
PHILIP MORRIS(CZ) CZK1000 CS0008418869	15,840.00	0.00% 0.00		24/04/24 16:15:20	347 5,503,820.00
POWSZECHNA KASA OSZCZEDNO... PLPKO0000016	14.265	-0.11% -0.02		24/04/24 19:31:24	- -
POWSZECHNY ZAKLAD UBEZPIE... PLPZU0000011	11.545	-2.08% -0.25		24/04/24 19:30:21	- -

## AUSTRIA CECE OVERALL(EUR)

PRIMOCO UAV SE CZK1 CZ0005135970	890.00	0.00% 0.00		24/04/24 15:47:05	225 199,750.00
RICHTER GEDEON VEGYESZETI... HU0000123096	9,100.00	1.56% 140.00	■	24/04/24 17:19:59	208,148 1,880,165,955.00
SANTANDER BANK POLSKA SA PLBZ00000044	130.50	-1.47% -1.95		24/04/24 19:31:23	- -
VIENNA INSURANCE GROUP AT0000908504	29.55	-0.17% -0.05		24/04/24 17:35:08	26,311 778,615.50