

AUSTRIA CECE OVERALL(EUR)

ISIN: AT0000726476 WKN: -

Overview

2022/08/12 17:45:00

Price

1,326.71 EUR

Difference  0.14% (1.82)

General attributes

ISIN	AT0000726476
Symbol	-
Country	Czech Republic
Instruments in index	27
Type of index	Performance Index
Security type	Index

Market data







Open	1,323.80 EUR
High	1,331.85 EUR
Low	1,319.54 EUR
Close (prev. day)	1,324.89 EUR
Trading volume (m)	-
Volume (pcs)	-

Top 5

Name 	Price	+ - (%)	Trend 
KOMERCNI B...	644.00	+2.22	
VIENNA INS...	23.75	+1.06	
CEZ AS	1,090.00	+0.93	
MASTERPLAS...	3,935.00	+0.90	
4IG NYILVA...	760.00	+0.80	

Intraday 1W 1M 6m 1Y 3Y

Flop 5

Name 	Price	+ - (%)	Trend 
MOL HUNGAR...	2,886.00	-2.30	
OTP BANK P...	9,358.00	-1.70	
OPUS GLOBA...	152.00	-1.17	
KOFOLA CES...	287.00	-0.35	

5Y



Information about previous performance does not guarantee future performance.

Source: FactSet

Recent research

on market

Date	Headline	Download
2022/08/12	 Economic growth has slowed in the region	
2022/08/12	 Ranní restart: hojnost energie	
2022/08/12	 Akciové trhy - denní zpráva	
2022/08/11	 Měsíčník EU aktualit, srpen 2022, číslo 227	
2022/08/11	 Akciové trhy - denní zpráva	

MONETA	82.80	-0.24			
MON...					
Intraday	1W	1M	6m	1Y	3Y

Futures and Options	
Related Futures	8
Related Options	-

Details

2022/08/12 17:45:00

Price

1,326.71 EURDifference  0.14% (1.82)

General attributes

ISIN AT0000726476

Symbol -

Country Czech Republic

Security type Index

Instruments in index 27

Market data

Open 1,323.80 EUR

High 1,331.85 EUR

Low 1,319.54 EUR

Close (prev. day) 1,324.89 EUR

Trading volume (m) -

Volume (pcs) -

Performance and Risk

	6m	1Y	3Y
Perf (%)	-26.01%	-22.17%	-19.12%
Perf (abs.)	-466.31	-378.01	-313.71
Beta	-	-	-
Volatility	37.25	29.10	26.75



5Y

Information about previous performance does not guarantee future performance.

Source: FactSet



Price data

Ø price 5 days Ø volume 5 days (pcs.)	1,311.13 EUR (0)
Ø price 30 days Ø volume 30 days (pcs.)	1,268.02 EUR (0)
Ø price 100 days Ø volume 100 days (pcs.)	1,372.59 EUR (0)
Ø price 250 days Ø volume 250 days (pcs.)	1,577.38 EUR (0)
YTD High date	1,883.06 EUR (2022/01/13)
YTD Low date	1,203.74 EUR (2022/07/14)
52 Weeks High date	1,883.06 EUR (2022/01/13)
52 Weeks Low date	1,203.74 EUR (2022/07/14)

Composition

Name  ISIN	Price	Diff %  Diff +/-	Performance 	Date Time	Turnover Pc.  Turnover Money 
4IG NYILVANOSAN MUKODO RE... HU0000167788	760.00	0.80% 6.00		22/08/12 17:20:00	18,423 13,950,878.00
ALLEGRO.EU SA LU2237380790	6.112	0.73% 0.04		22/08/12 22:02:17	- -
BANK POLSKA KASA OPIEKI S... PLPEKAO00016	16.00	2.07% 0.33		22/08/12 22:02:17	- -
CD PROJEKT S.A. PLOPTTC00011	20.12	-0.69% -0.14		22/08/12 22:27:12	3,635 73,568.54
CEZ AS CZ0005112300	1,090.00	0.93% 10.00		22/08/12 16:15:13	211,185 230,324,118.00
COLT CZ GROUP SE CZK0.10 CZ0009008942	533.00	-0.19% -1.00		22/08/12 16:15:01	5,911 3,157,742.00
DINO POLSKA SA PLDINPL00011	77.96	3.18% 2.40		22/08/12 22:27:19	50 3,786.00
ERSTE GROUP BANK AG AT0000652011	610.80	-0.10% -0.60		22/08/12 16:23:30	40,995 25,013,981.20
KGHM POLSKA MIEDZ SA PLKGHM000017	24.55	0.95% 0.23		22/08/12 22:27:17	1,700 40,964.10
KOFOLA CESKOSLOVENSKO AS ... CZ0009000121	287.00	-0.35% -1.00		22/08/12 16:09:31	1,491 428,425.00
KOMERCNI BANKA CZ0008019106	644.00	2.22% 14.00		22/08/12 16:20:40	228,660 145,714,363.50
LPP SA PLLPP0000011	2,058.00	2.95% 59.00		22/08/12 22:02:17	- -
MAGYAR TELEKOM TELECOMMUN... HU0000073507	321.00	0.78% 2.50		22/08/12 17:20:00	92,518 29,570,284.00
MASTERPLAST SHARE HUF100 HU0000093943	3,935.00	0.90% 35.00		22/08/12 17:20:00	2,265 8,911,360.00
MOL HUNGARIAN OIL & GAS P... HU0000153937	2,886.00	-2.30% -68.00		22/08/12 17:19:59	530,916 1,545,311,776.00
MONETA MONEY BANK A.S. CZ0008040318	82.80	-0.24% -0.20		22/08/12 16:15:18	274,610 22,672,582.00
OPUS GLOBAL NYRT HU0000110226	152.00	-1.17% -1.80		22/08/12 17:19:59	48,961 7,507,452.00
OTP BANK PLC HU0000061726	9,358.00	-1.70% -162.00		22/08/12 17:20:00	456,299 4,315,198,512.00
PGE POLSKA GRUPA ENERGETY... PLPGER000010	2.10	2.34% 0.05		22/08/12 22:27:19	799 1,660.32
PHILIP MORRIS(CZ) CZK1000 CS0008418869	16,740.00	0.48% 80.00		22/08/12 15:41:03	214 3,572,700.00
PKN ORLEN SA PLPKN0000018	15.48	1.34% 0.21		22/08/12 22:27:16	500 7,686.50
POLSKIE GORNICTWO NAFTOWE... PLPGNIG00014	1.4135	0.96% 0.01		22/08/12 22:02:17	- -
POWSZECHNA KASA OSZCZEDNO... PLPKO0000016	5.47	0.70% 0.04		22/08/12 22:27:19	120 659.60
POWSZECHNY ZAKLAD UBEZPIE... PLPZU0000011	6.806	1.86% 0.12		22/08/12 22:27:17	50 334.00
RICHTER GEDEON VEGYESZETI... HU0000123096	8,100.00	0.43% 35.00		22/08/12 17:20:00	108,511 880,098,820.00

AUSTRIA CECE OVERALL(EUR)

SANTANDER BANK POLSKA SA PLBZ00000044	53.35	3.59% 1.85		22/08/12 22:02:17	- -
VIENNA INSURANCE GROUP AT0000908504	23.75	1.06% 0.25		22/08/12 17:35:12	71,069 1,689,859.25