

AUSTRIA CECE OVERALL(EUR)

ISIN: AT0000726476 WKN: -

Overview

2021/12/01 17:45:00

Price

1,691.15 EURDifference  1.44% (24.06)

General attributes

ISIN	AT0000726476
Symbol	-
Country	Czech Republic
Instruments in index	27
Type of index	Performance Index
Security type	Index

Market data

Open	1,666.82 EUR
High	1,692.15 EUR
Low	1,666.82 EUR
Close (prev. day)	1,667.09 EUR
Trading volume (m)	-
Volume (pcs)	-

Top 5

Name 	Price	+ - (%)	Trend 
MOL HUNGAR...	2,446.00	+1.24	
MASTERPLAS...	4,250.00	+1.19	
KOMERCNI B...	870.50	+1.16	
MAGYAR TEL...	418.00	+1.09	
ERSTE GROU...	38.60	+1.05	

Flop 5

Name 	Price	+ - (%)	Trend 
OPUS GLOBA...	225.00	-3.43	
MONETA MON...	93.75	-2.34	
AVAST PLC ...	605.20	-0.55	
4IG NYILVA...	926.00	-0.43	

5Y













Information about previous performance does not guarantee future performance.

Source: FactSet

Recent research

on market

Date	Headline	Download
2021/12/01	 ČNB může znovu zvýšit sazby, HDP ve čtvrtém čtvrtl...	
2021/12/01	 Ranní restart: ČR vs. Černomyrdin	
2021/12/01	 Akciové trhy - denní zpráva	
2021/11/30	 Podnikání v zahraničí: Rumunsko, listopad 2021	
2021/11/30	 GDP revised upwards	

Futures and Options

Related Futures 8

Related Options -

Details

2021/12/01 17:45:00

Price

1,691.15 EURDifference  1.44% (24.06)

General attributes

ISIN AT0000726476

Symbol -

Country Czech Republic

Security type Index

Instruments in index 27

Market data

Open 1,666.82 EUR

High 1,692.15 EUR

Low 1,666.82 EUR

Close (prev. day) 1,667.09 EUR

Trading volume (m) -

Volume (pcs) -

Performance and Risk

	6m	1Y	3Y
Perf (%)	+1.71%	+22.57%	-3.98%
Perf (abs.)	+28.48	+311.37	-70.02
Beta	-	-	-
Volatility	14.48	15.93	22.30



5Y

Information about previous performance does not guarantee future performance.

Source: FactSet

Price data

Ø price 5 days Ø volume 5 days (pcs.)	1,664.98 EUR (0)
Ø price 30 days Ø volume 30 days (pcs.)	1,743.05 EUR (0)
Ø price 100 days Ø volume 100 days (pcs.)	1,728.63 EUR (0)
Ø price 250 days Ø volume 250 days (pcs.)	1,600.92 EUR (0)
YTD High date	1,834.63 EUR (2021/10/14)
YTD Low date	1,393.53 EUR (2021/01/28)
52 Weeks High date	1,834.63 EUR (2021/10/14)
52 Weeks Low date	1,358.04 EUR (2020/12/21)

Composition

Name  ISIN	Price	Diff %  Diff +/-	Performance 	Date Time	Turnover Pc.  Turnover Money 
4IG NYILVANOSAN MUKODO RE... HU0000167788	926.00	-0.43% -4.00		21/12/01 17:19:59	124,924 115,858,954.00
ALLEGRO.EU SA LU2237380790	8.229	-2.53% -0.21		21/12/01 22:26:57	2,199 18,499.59
AVAST PLC ORD GBP0.10 GB00BDD85M81	180.85	-0.55% -1.00		21/12/01 15:52:44	4,036 728,124.10
BANK POLSKA KASA OPIEKI S... PLPEKAO00016	24.78	-2.56% -0.65		21/12/01 22:27:04	100 2,565.00
CD PROJEKT S.A. PLOPTTC00011	38.315	0.56% 0.22		21/12/01 22:26:58	18,287 714,143.21
CEZ AS CZ0005112300	741.50	0.88% 6.50		21/12/01 16:15:06	319,196 236,731,378.50
CZG CESKA ZBROJOVKA GROUP... CZ0009008942	506.00	0.00% 0.00		21/12/01 16:09:36	3,612 1,836,328.00
DINO POLSKA SA PLDINPL00011	72.06	-1.29% -0.94		21/12/01 22:02:17	- -
ERSTE GROUP BANK AG AT0000652011	984.20	1.05% 10.20		21/12/01 16:15:18	93,828 92,856,618.00
KGHM POLSKA MIEDZ SA PLKGHM000017	30.71	2.33% 0.70		21/12/01 22:27:03	2,004 62,131.50
KOMERCNI BANKA CZ0008019106	870.50	1.16% 10.00		21/12/01 16:18:50	182,271 159,082,883.00
LPP SA PLLPP0000011	2,854.00	-0.70% -20.00		21/12/01 22:02:18	- -
MAGYAR TELEKOM TELECOMMUN... HU0000073507	418.00	1.09% 4.50		21/12/01 17:20:00	242,198 101,022,483.00
MASTERPLAST SHARE HUF100 HU0000093943	4,250.00	1.19% 50.00		21/12/01 17:20:01	3,661 15,411,620.00
MOL HUNGARIAN OIL & GAS P... HU0000153937	2,446.00	1.24% 30.00		21/12/01 17:20:01	472,180 1,150,401,158.00
MONETA MONEY BANK A.S. CZ0008040318	93.75	-2.34% -2.25		21/12/01 16:15:24	1,314,509 123,787,838.55
O2 CZECH REPUBLIC AS CZ0009093209	263.50	0.57% 1.50		21/12/01 16:18:10	55,025 14,486,950.00
OPUS GLOBAL HU0000110226	225.00	-3.43% -8.00		21/12/01 17:20:01	106,352 24,080,479.00
OTP BANK PLC HU0000061726	17,890.00	0.56% 100.00		21/12/01 17:20:01	377,556 6,746,010,860.00
PGE POLSKA GRUPA ENERGETY... PLPGER000010	1.8325	3.04% 0.05		21/12/01 22:27:06	2,000 3,702.00
PHILIP MORRIS(CZ) CZK1000 CS0008418869	15,720.00	0.77% 120.00		21/12/01 16:15:01	289 4,532,940.00
PKN ORLEN SA PLPKN0000018	15.79	2.57% 0.40		21/12/01 22:27:03	245 3,918.18
POLSKIE GORNICTWO NAFTOWE... PLPGNIG00014	1.213	2.10% 0.03		21/12/01 22:02:17	- -
POWSZECHNA KASA OSZCZEDNO... PLPKO0000016	9.434	0.98% 0.09		21/12/01 22:02:18	- -
POWSZECHNY ZAKLAD UBEZPIE... PLPZU0000011	7.718	0.21% 0.02		21/12/01 22:27:03	85 662.66

AUSTRIA CECE OVERALL(EUR)

RICHTER GEDEON VEGYESZETI... HU0000123096	8,635.00	0.99% 85.00	█	21/12/01 17:20:01	159,466 1,377,288,370.00
VIENNA INSURANCE GROUP AT0000908504	24.65	0.61% 0.15	█	21/12/01 17:35:24	33,185 820,967.00