

AUSTRIA CECE OVERALL(EUR)

ISIN: AT0000726476 WKN: -

Overview

2021/12/03 17:45:00

Price

1,672.23 EURDifference  -0.63% (-10.56)

General attributes

ISIN AT0000726476

Symbol -

Country Czech Republic

Instruments in index 27

Type of index Performance Index

Security type Index

Market data

Open 1,680.04 EUR

High 1,695.78 EUR

Low 1,671.85 EUR

Close (prev. day) 1,682.79 EUR

Trading volume (m) -







Volume (pcs) -

Top 5

Name 	Price	+ - (%)	Trend 
OPUS GLOBA...	230.50	+3.83	
4IG NYILVA...	921.00	+1.77	
MASTERPLAS...	4,250.00	+1.19	
ERSTE GROU...	38.65	+0.27	
VIENNA INS...	24.55	+0.20	

Intraday 1W 1M 6m 1Y 3Y

Flop 5

Name 	Price	+ - (%)	Trend 
RICHTER GE...	8,525.00	-1.39	
OTP BANK P...	17,380.00	-1.22	
MOL HUNGAR...	2,410.00	-0.99	
MONETA MON...	94.90	-0.68	

5Y



Information about previous performance does not guarantee future performance.

Source: FactSet

Recent research

on market		
Date	Headline	Download
2021/12/03	 Ranní restart	
2021/12/03	 Akciové trhy - denní zpráva	
2021/12/02	 Akciové trhy - denní zpráva	
2021/12/02	 CZ Ranní restart	
2021/12/01	 ČNB může znovu zvýšit sazby, HDP ve čtvrtém čtvrtl...	

MAGYAR 414.00 -0.48 

TEL...
Intraday 1W 1M 6m 1Y 3Y

Futures and Options

Related Futures 8

Related Options -

Details

2021/12/03 17:45:00

Price

1,672.23 EURDifference  -0.63% (-10.56)

General attributes

ISIN AT0000726476

Symbol -

Country Czech Republic

Security type Index

Instruments in index 27

Market data

Open 1,680.04 EUR

High 1,695.78 EUR

Low 1,671.85 EUR

Close (prev. day) 1,682.79 EUR

Trading volume (m) -

Volume (pcs) -

Performance and Risk

	6m	1Y	3Y
Perf (%)	+0.76%	+20.59%	-4.45%
Perf (abs.)	+12.73	+287.35	-78.38
Beta	-	-	-
Volatility	14.48	15.91	22.28



Information about previous performance does not guarantee future performance.
Source: FactSet

Price data

Ø price 5 days Ø volume 5 days (pcs.)	1,662.73 EUR (0)
Ø price 30 days Ø volume 30 days (pcs.)	1,739.52 EUR (0)
Ø price 100 days Ø volume 100 days (pcs.)	1,729.04 EUR (0)
Ø price 250 days Ø volume 250 days (pcs.)	1,601.78 EUR (0)
YTD High date	1,834.63 EUR (2021/10/14)
YTD Low date	1,393.53 EUR (2021/01/28)
52 Weeks High date	1,834.63 EUR (2021/10/14)
52 Weeks Low date	1,358.04 EUR (2020/12/21)

Composition

Name  ISIN	Price	Diff %  Diff +/-	Performance 	Date Time	Turnover Pc.  Turnover Money 
4IG NYILVANOSAN MUKODO RE... HU0000167788	921.00	1.77% 16.00		21/12/03 17:20:01	94,498 86,606,897.00
ALLEGRO.EU SA LU2237380790	7.975	0.61% 0.05		21/12/03 22:26:57	3,902 31,470.52
AVAST PLC ORD GBP0.10 GB00BDD85M81	179.30	0.00% 0.00		21/12/03 15:52:46	22,945 4,129,212.10
BANK POLSKA KASA OPIEKI S... PLPEKAO00016	25.11	-0.99% -0.25		21/12/03 22:27:04	2 50.80
CD PROJEKT S.A. PLOPTTC00011	38.80	-0.30% -0.12		21/12/03 22:26:58	10,348 407,602.73
CEZ AS CZ0005112300	747.50	-0.27% -2.00		21/12/03 16:21:37	369,380 277,664,560.00
CZG CESKA ZBROJOVKA GROUP... CZ0009008942	504.00	-0.40% -2.00		21/12/03 16:15:23	11,956 6,016,464.00
DINO POLSKA SA PLDINPL00011	73.30	-0.52% -0.38		21/12/03 22:27:06	32 2,360.02
ERSTE GROUP BANK AG AT0000652011	978.20	0.27% 2.60		21/12/03 16:22:29	64,022 62,787,661.20
KGHM POLSKA MIEDZ SA PLKGHM000017	30.46	-3.02% -0.95		21/12/03 22:27:03	128 3,948.03
KOMERCNI BANKA CZ0008019106	877.00	-0.23% -2.00		21/12/03 16:16:59	116,055 102,429,610.50
LPP SA PLLPP0000011	2,848.00	-2.26% -66.00		21/12/03 22:27:06	2 5,668.00
MAGYAR TELEKOM TELECOMMUN... HU0000073507	414.00	-0.48% -2.00		21/12/03 17:20:02	432,074 179,273,377.00
MASTERPLAST SHARE HUF100 HU0000093943	4,250.00	1.19% 50.00		21/12/03 17:20:01	6,402 27,144,660.00
MOL HUNGARIAN OIL & GAS P... HU0000153937	2,410.00	-0.99% -24.00		21/12/03 17:20:01	817,357 1,971,798,962.00
MONETA MONEY BANK A.S. CZ0008040318	94.90	-0.68% -0.65		21/12/03 16:18:20	482,582 45,879,193.60
O2 CZECH REPUBLIC AS CZ0009093209	262.00	0.00% 0.00		21/12/03 16:15:13	25,226 6,646,881.50
OPUS GLOBAL HU0000110226	230.50	3.83% 8.50		21/12/03 17:20:02	820,896 187,939,330.00
OTP BANK PLC HU0000061726	17,380.00	-1.22% -215.00		21/12/03 17:20:00	346,272 6,103,709,940.00
PGE POLSKA GRUPA ENERGETY... PLPGER000010	1.7775	-3.81% -0.07		21/12/03 22:02:19	- -
PHILIP MORRIS(CZ) CZK1000 CS0008418869	15,660.00	0.00% 0.00		21/12/03 16:15:27	263 4,127,600.00
PKN ORLEN SA PLPKN0000018	16.14	0.47% 0.08		21/12/03 22:27:03	2 32.71
POLSKIE GORNICTWO NAFTOWE... PLPGNIG00014	1.2505	0.60% 0.01		21/12/03 22:02:19	- -
POWSZECHNA KASA OSZCZEDNO... PLPKO0000016	9.832	1.76% 0.17		21/12/03 22:27:06	542 5,257.48
POWSZECHNY ZAKLAD UBEZPIE... PLPZU0000011	8.018	-0.67% -0.05		21/12/03 22:27:03	2 16.05

AUSTRIA CECE OVERALL(EUR)

RICHTER GEDEON VEGYESZETI... HU0000123096	8,525.00	-1.39% -120.00		21/12/03 17:20:00	133,524 1,141,605,550.00
VIENNA INSURANCE GROUP AT0000908504	24.55	0.20% 0.05		21/12/03 17:35:09	38,801 952,984.65