

AUSTRIA CECE OVERALL(EUR)

ISIN: AT0000726476 WKN: -

Overview

2021/10/18 09:30:59

Price

1,819.31 EURDifference  -0.21% (-3.85)

General attributes

| | |
|----------------------|-------------------|
| ISIN | AT0000726476 |
| Symbol | - |
| Country | Czech Republic |
| Instruments in index | 27 |
| Type of index | Performance Index |
| Security type | Index |

Market data

| | |
|--------------------|--------------|
| Open | 1,822.15 EUR |
| High | 1,822.15 EUR |
| Low | 1,816.58 EUR |
| Close (prev. day) | 1,823.16 EUR |
| Trading volume (m) | - |
| Volume (pcs) | - |

Top 5

| Name  | Price | + - (%)  | Trend  |
|--|--------|---|---|
| VIENNA INS... | 26.55 | +1.73 |  |
| OPUS GLOBA... | 243.50 | +0.61 |  |
| MAGYAR TEL... | 425.00 | +0.47 |  |

Intraday 1W 1M 6m 1Y 3Y

Flop 5

| Name  | Price | + - (%)  | Trend  |
|--|-----------|---|---|
| CZG CESKA ... | 528.00 | -1.85 |  |
| MOL HUNGAR... | 2,740.00 | -1.08 |  |
| MASTERPLAS... | 4,560.00 | -0.89 |  |
| OTP BANK P... | 18,900.00 | -0.73 |  |
| AVAST PLC ... | 556.156 | -0.66 |  |

Intraday 1W 1M 6m 1Y 3Y

Futures and Options

Related Futures 8

5Y













Information about previous performance does not guarantee future performance.

Source: FactSet

Recent research

on market

| Date | Headline | Download |
|------------|---|---|
| 2021/10/18 |  Akciové trhy - denní zpráva |  |
| 2021/10/15 |  Měsíčník EU aktualit, číslo 217, říjen 2021 |  |
| 2021/10/15 |  Ranní restart |  |
| 2021/10/15 |  Akciové trhy - denní zpráva |  |
| 2021/10/14 |  Měsíční strategie - dluhopisy a měny |  |

Related Options

-

Details

2021/10/18 09:30:59

Price

1,819.31 EURDifference  -0.21% (-3.85)

General attributes

ISIN AT0000726476

Symbol -

Country Czech Republic

Security type Index

Instruments in index 27

Market data

Open 1,822.15 EUR

High 1,822.15 EUR

Low 1,816.58 EUR

Close (prev. day) 1,823.16 EUR

Trading volume (m) -

Volume (pcs) -

Performance and Risk

| | 6m | 1Y | 3Y |
|-------------|---------|---------|---------|
| Perf (%) | +23.78% | +58.15% | +8.23% |
| Perf (abs.) | +350.22 | +670.32 | +138.69 |
| Beta | - | - | - |
| Volatility | 12.97 | 17.61 | 22.28 |



5Y

Information about previous performance does not guarantee future performance.

Source: FactSet

Price data

| | |
|---|---------------------------|
| Ø price 5 days Ø volume 5 days (pcs.) | 1,825.71 EUR (0) |
| Ø price 30 days Ø volume 30 days (pcs.) | 1,759.89 EUR (0) |
| Ø price 100 days Ø volume 100 days (pcs.) | 1,697.31 EUR (0) |
| Ø price 250 days Ø volume 250 days (pcs.) | 1,540.43 EUR (0) |
| YTD High date | 1,834.63 EUR (2021/10/14) |
| YTD Low date | 1,393.53 EUR (2021/01/28) |
| 52 Weeks High date | 1,834.63 EUR (2021/10/14) |
| 52 Weeks Low date | 1,086.56 EUR (2020/10/30) |

Composition

| Name  ISIN | Price | Diff %  Diff +/- | Performance  | Date Time | Turnover Pc.  Turnover Money  |
|--|-----------|--|---|----------------------|--|
| 4IG NYILVANOSAN MUKODO RE... HU0000167788 | 922.00 | -0.32% -3.00 | | 21/10/18 09:23:41 | 4,300 3,962,300.00 |
| ALLEGRO.EU SA LU2237380790 | 11.10 | 0.31% 0.03 | | 21/10/18 09:27:56 | - - |
| AVAST PLC ORD GBP0.10 GB00BDD85M81 | 168.10 | 0.87% 1.45 | | 21/10/18 09:03:43 | 1,463 245,949.60 |
| BANK POLSKA KASA OPIEKI S... PLPEKAO00016 | 26.88 | -0.04% -0.01 | | 21/10/18 08:17:21 | - - |
| CD PROJEKT S.A. PLOPTTC00011 | 40.92 | -1.29% -0.54 | | 21/10/18 09:30:29 | - - |
| CEZ AS CZ0005112300 | 768.50 | -0.45% -3.50 | | 21/10/18 09:30:22 | 21,508 16,554,796.50 |
| CZG CESKA ZBROJOVKA GROUP... CZ0009008942 | 528.00 | -0.38% -2.00 | | 21/10/18 09:30:56 | 5,560 2,937,766.00 |
| DINO POLSKA SA PLDINPL00011 | 76.40 | -0.03% -0.02 | | 21/10/18 09:26:56 | - - |
| ERSTE GROUP BANK AG AT0000652011 | 990.80 | -0.22% -2.20 | | 21/10/18 09:21:05 | 3,893 3,855,244.60 |
| KGHM POLSKA MIEDZ SA PLKGHM000017 | 37.47 | 2.21% 0.81 | | 21/10/18 09:27:54 | - - |
| KOMERCNI BANKA CZ0008019106 | 886.00 | 0.23% 2.00 | | 21/10/18 09:28:39 | 8,270 7,316,769.00 |
| LPP SA PLLPP0000011 | 3,090.00 | 1.31% 40.00 | | 21/10/18 09:26:56 | - - |
| MAGYAR TELEKOM TELECOMMUN... HU0000073507 | 425.00 | -0.47% -2.00 | | 21/10/18 09:22:46 | 1,807 769,391.00 |
| MASTERPLAST SHARE HUF100 HU0000093943 | 4,560.00 | 2.93% 130.00 | | 21/10/18 09:01:10 | 1,015 4,559,110.00 |
| MOL HUNGARIAN OIL & GAS P... HU0000153937 | 2,740.00 | 0.07% 2.00 | | 21/10/18 09:28:44 | 78,700 214,381,764.00 |
| MONETA MONEY BANK A.S. CZ0008040318 | 89.75 | -0.06% -0.05 | | 21/10/18 09:30:56 | 5,123 460,157.35 |
| O2 CZECH REPUBLIC AS CZ0009093209 | 259.00 | 0.00% 0.00 | | 21/10/18 09:21:43 | 2,706 701,092.50 |
| OPUS GLOBAL HU0000110226 | 243.50 | -1.22% -3.00 | | 21/10/18 09:22:33 | 1,505 366,593.00 |
| OTP BANK PLC HU0000061726 | 18,900.00 | -0.53% -100.00 | | 21/10/18 09:29:28 | 3,148 59,372,290.00 |
| PGE POLSKA GRUPA ENERGETY... PLPGER000010 | 2.247 | -0.53% -0.01 | | 21/10/18 09:26:58 | - - |
| PHILIP MORRIS(CZ) CZK1000 CS0008418869 | 15,780.00 | -0.13% -20.00 | | 21/10/18 09:30:08 | 87 1,374,560.00 |
| PKN ORLEN SA PLPKN0000018 | 19.71 | -0.23% -0.05 | | 21/10/18 09:27:42 | - - |
| POLSKIE GORNICTWO NAFTOWE... PLPGNIG00014 | 1.3725 | -1.65% -0.02 | | 21/10/18 09:26:56 | - - |
| POWSZECHNA KASA OSZCZEDNO... PLPKO0000016 | 9.994 | 0.60% 0.06 | | 21/10/18 09:26:58 | - - |
| POWSZECHNY ZAKLAD UBEZPIE... PLPZU0000011 | 8.208 | 0.93% 0.08 | | 21/10/18 09:26:56 | - - |

AUSTRIA CECE OVERALL(EUR)

| | | | | | |
|--|----------|------------------|--|----------------------|------------------------|
| RICHTER GEDEON VEGYESZETI... HU0000123096 | 8,515.00 | -0.58% -50.00 | | 21/10/18 09:21:27 | 5,562 47,408,945.00 |
| VIENNA INSURANCE GROUP AT0000908504 | 26.55 | 0.57% 0.15 | | 21/10/18 09:28:36 | 3,515 92,888.20 |