

AUSTRIA CECE OVERALL(EUR)

ISIN: AT0000726476 WKN: -

Overview

2021/09/27 17:02:00

Price

1,717.89 EUR

Difference  0.24% (4.19)

General attributes

ISIN	AT0000726476
Symbol	-
Country	Czech Republic
Instruments in index	27
Type of index	Performance Index
Security type	Index

Market data

Open	1,713.57 EUR
High	1,731.67 EUR
Low	1,713.56 EUR
Close (prev. day)	1,713.70 EUR
Trading volume (m)	-
Volume (pcs)	-

Top 5

Name 	Price	+ - (%)	Trend 
CZG CESKA ...	506.00	+5.64	
ERSTE GROU...	38.19	+2.55	
KOMERCNI B...	883.00	+2.26	
CEZ AS	700.00	+0.86	
MOL HUNGAR...	2,462.00	+0.57	

Intraday **1W** 1M 6m 1Y 3Y

Flop 5

Name 	Price	+ - (%)	Trend 
OTP BANK P...	17,470.00	-2.21	
MASTERPLAS...	4,400.00	-0.68	
PHILIP MOR...	15,700.00	-0.63	
OPUS GLOBA...	252.00	-0.60	











5Y



Information about previous performance does not guarantee future performance.

Source: FactSet

Recent research

on market		
Date	Headline	Download
2021/09/27	 Akciové trhy - denní zpráva	
2021/09/27	 Ranní restart	
2021/09/27	 Will Czech National Bank take an extraordinary ste...	
2021/09/24	 Akciové trhy - denní zpráva	
2021/09/24	 CZ Ranní restart	

MAGYAR TEL... 426.50 -0.59 

Intraday 1W 1M 6m 1Y 3Y

Futures and Options

Related Futures 8

Related Options -

Details

2021/09/27 17:02:00

Price

1,717.89 EUR

Difference



0.24% (4.19)

General attributes

ISIN AT0000726476

Symbol -

Country Czech Republic

Security type Index

Instruments in index 27

Market data

Open 1,713.57 EUR

High 1,731.67 EUR

Low 1,713.56 EUR

Close (prev. day) 1,713.70 EUR

Trading volume (m) -

Volume (pcs) -

Performance and Risk

	6m	1Y	3Y
Perf (%)	+19.88%	+46.26%	-0.93%
Perf (abs.)	+284.21	+542.05	-16.03
Beta	-	-	-
Volatility	13.07	17.99	22.28



5Y

Information about previous performance does not guarantee future performance.

Source: FactSet

Price data

Ø price 5 days Ø volume 5 days (pcs.)	1,709.72 EUR (0)
Ø price 30 days Ø volume 30 days (pcs.)	1,735.81 EUR (0)
Ø price 100 days Ø volume 100 days (pcs.)	1,669.21 EUR (0)
Ø price 250 days Ø volume 250 days (pcs.)	1,505.48 EUR (0)
YTD High date	1,787.06 EUR (2021/09/06)
YTD Low date	1,393.53 EUR (2021/01/28)
52 Weeks High date	1,787.06 EUR (2021/09/06)
52 Weeks Low date	1,086.56 EUR (2020/10/30)

Composition

Name  ISIN	Price	Diff %  Diff +/-	Performance 	Date Time	Turnover Pc.  Turnover Money 
4IG NYILVANOSAN MUKODO RE... HU0000167788	987.00	0.30% 3.00		21/09/27 16:56:11	140,168 138,889,084.00
ALLEGRO.EU SA LU2237380790	12.936	1.73% 0.22		21/09/27 16:00:43	- -
AVAST PLC ORD GBP0.10 GB00BDD85M81	169.00	-0.06% -0.10		21/09/27 16:03:20	16,299 2,755,387.90
BANK POLSKA KASA OPIEKI S... PLPEKAO00016	54.45	-% -		21/09/27 16:50:00	- -
CD PROJEKT S.A. PLOPTTC00011	39.275	-2.33% -0.94		21/09/27 17:01:17	8,622 339,452.74
CEZ AS CZ0005112300	700.00	0.86% 6.00		21/09/27 16:16:36	129,043 90,334,372.00
CZG CESKA ZBROJOVKA GROUP... CZ0009008942	506.00	5.64% 27.00		21/09/27 16:09:51	10,396 5,153,142.00
DINO POLSKA SA PLDINPL00011	77.50	-% -		21/09/27 16:50:00	- -
ERSTE GROUP BANK AG AT0000652011	964.40	2.55% 24.00		21/09/27 16:19:10	154,480 147,959,714.60
KGHM POLSKA MIEDZ SA PLKGHM000017	34.32	-1.01% -0.35		21/09/27 17:00:45	111 3,825.06
KOMERCNI BANKA CZ0008019106	883.00	2.26% 19.50		21/09/27 16:20:02	237,672 209,158,337.00
LPP SA PLLPP0000011	9,010.00	-% -		21/09/27 16:50:00	- -
MAGYAR TELEKOM TELECOMMUN... HU0000073507	426.50	0.47% 2.00		21/09/27 16:59:07	334,166 142,273,083.00
MASTERPLAST SHARE HUF100 HU0000093943	4,400.00	0.00% 0.00		21/09/27 16:51:38	6,817 29,929,660.00
MOL HUNGARIAN OIL & GAS P... HU0000153937	2,462.00	0.08% 2.00		21/09/27 16:59:21	945,958 2,328,352,674.00
MONETA MONEY BANK A.S. CZ0008040318	88.15	0.17% 0.15		21/09/27 16:15:09	186,042 16,426,605.90
O2 CZECH REPUBLIC AS CZ0009093209	262.50	-0.19% -0.50		21/09/27 16:15:22	50,448 13,261,837.50
OPUS GLOBAL HU0000110226	252.00	1.61% 4.00		21/09/27 16:58:56	79,822 19,723,889.00
OTP BANK PLC HU0000061726	17,470.00	-0.17% -30.00		21/09/27 16:59:58	214,985 3,782,201,650.00
PGE POLSKA GRUPA ENERGETY... PLPGER000010	11.97	-% -		21/09/27 16:50:00	- -
PHILIP MORRIS(CZ) CZK1000 CS0008418869	15,700.00	-0.63% -100.00		21/09/27 16:24:06	758 11,928,340.00
PKN ORLEN SA PLPKN0000018	109.40	-% -		21/09/27 16:50:00	- -
POLSKIE GORNICTWO NAFTOWE... PLPGNIG00014	6.23	-% -		21/09/27 16:50:00	- -
POWSZECHNA KASA OSZCZEDNO... PLPKO0000016	22.59	-% -		21/09/27 16:50:00	- -
POWSZECHNY ZAKLAD UBEZPIE... PLPZU0000011	42.09	-% -		21/09/27 16:50:00	- -

AUSTRIA CECE OVERALL(EUR)

RICHTER GEDEON VEGYESZETI... HU0000123096	8,395.00	-2.10% -180.00		21/09/27 17:00:02	256,231 2,167,424,235.00
VIENNA INSURANCE GROUP AT0000908504	24.90	0.61% 0.15		21/09/27 16:55:17	3,410 84,775.20