

AUSTRIA CECE OVERALL(EUR)

ISIN: AT0000726476 WKN: -

Overview

2020/08/07 17:45:01

Price

1,325.32 EURDifference  0.38% (5.08)








General attributes

ISIN	AT0000726476
Symbol	-
Country	Czech Republic
Instruments in index	28
Type of index	Performance Index
Security type	Index

Market data

Open	1,319.46 EUR
High	1,328.19 EUR
Low	1,311.68 EUR
Close (prev. day)	1,320.24 EUR
Trading volume (m)	-
Volume (pcs)	-

Top 5

Name 	Price	+ - (%)	Trend 
OPUS GLOBA...	255.00	+9.91	
MOL HUNGAR...	1,840.00	+2.62	
GEDEON RIC...	7,150.00	+1.35	
CEZ AS	471.50	+1.07	
OTP BANK P...	10,430.00	+0.87	

Intraday **1W** 1M 6m 1Y 3Y

Flop 5

Name 	Price	+ - (%)	Trend 
KOMERCNI B...	529.00	-0.75	
PHILIP MOR...	13,180.00	-0.60	

5Y



Information about previous performance does not guarantee future performance.

Source: FactSet

Recent research

on market		
Date	Headline	Download
2020/08/07	 Akciové trhy - denní zpráva	
2020/08/07	 CZ Ranní restart	
2020/08/06	 The CNB expects slower recovery	
2020/08/06	 ČNB ponechala sazby beze změny	
2020/08/06	 CZ Měsíčník EU aktualit, číslo 203, srpen 2020	

AUSTRIA CECE OVERALL(EUR)

4IG NYILVA...	610.00	-0.49	↔
ERSTE GROU...	19.845	-0.38	↔
CENTRAL EU...	3.985	-0.11	↔

Intraday 1W 1M 6m 1Y 3Y

Futures and Options

Related Futures	8
Related Options	-

Details

2020/08/07 17:45:01

Price

1,325.32 EUR

Difference



0.38% (5.08)

General attributes

ISIN AT0000726476

Symbol -

Country Czech Republic

Security type Index

Instruments in index 28

Market data

Open 1,319.46 EUR

High 1,328.19 EUR

Low 1,311.68 EUR

Close (prev. day) 1,320.24 EUR

Trading volume (m) -

Volume (pcs) -

Performance and Risk

	6m	1Y	3Y
Perf (%)	-22.23%	-19.00%	-27.52%
Perf (abs.)	-378.84	-310.96	-503.18
Beta	-	-	-
Volatility	41.29	30.93	21.22



5Y

Information about previous performance does not guarantee future performance.

Source: FactSet

Price data

Ø price 5 days Ø volume 5 days (pcs.)	1,316.56 EUR (0)
Ø price 30 days Ø volume 30 days (pcs.)	1,316.97 EUR (0)
Ø price 100 days Ø volume 100 days (pcs.)	1,246.10 EUR (0)
Ø price 250 days Ø volume 250 days (pcs.)	1,489.60 EUR (0)
YTD High date	1,770.57 EUR (2020/01/02)
YTD Low date	1,001.68 EUR (2020/03/19)
52 Weeks High date	1,774.61 EUR (2019/11/07)
52 Weeks Low date	1,001.68 EUR (2020/03/19)

Composition

Name  ISIN	Price	Diff %  Diff +/-	Performance 	Date Time	Turnover Pc.  Turnover Money 
4IG NYILVANOSAN MUKODO RE... HU0000167788	610.00	-0.49% -3.00		20/08/07 17:20:00	119,230 73,774,065.00
APPENNIN HLDGS HUF100 HU0000102132	340.00	0.15% 0.50		20/08/07 17:20:00	11,911 4,045,456.00
BANK PEKAO SA PLPEKAO00016	11.715	-0.76% -0.09		20/08/07 17:26:11	- -
BANK ZACHODNI WBK S.A. PLBZ00000044	33.46	-3.01% -1.04		20/08/07 17:26:10	- -
CD PROJEKT SA PLN1.00 PLOPTTC00011	94.82	0.36% 0.34		20/08/07 17:45:11	594 57,284.34
CENTRAL EUROPEAN MEDIA EN... BMG200452024	89.10	-0.11% -0.10		20/08/07 16:25:26	8,155 730,162.50
CEZ AS CZ0005112300	471.50	1.07% 5.00		20/08/07 16:25:17	219,176 103,064,565.50
DINO POLSKA SA PLN0.10 PLDINPL00011	227.3948	193.41% 149.89		20/08/07 16:50:58	9,536 2,168,436.81
ERSTE GROUP BANK AG AT0000652011	520.00	-0.38% -2.00		20/08/07 16:25:09	65,604 33,965,024.40
GEDEON RICHTER PLC HU0000123096	7,150.00	1.35% 95.00		20/08/07 17:19:59	377,080 2,679,965,190.00
GRUPA LOTOS SA PLLOTOS00025	10.75	-1.24% -0.14		20/08/07 17:26:12	- -
KGHM POLSKA MIEDZ SA PLN1... PLKGHM000017	30.07	-3.19% -0.99		20/08/07 17:26:11	63 2,002.77
KOMERCNI BANKA CZ0008019106	529.00	-0.75% -4.00		20/08/07 16:25:10	62,137 32,906,616.00
LPP SA PLN2.00 PLLPP0000011	1,578.00	-1.62% -26.00		20/08/07 17:26:13	- -
MAGYAR TELEKOM TELECOMMUN... HU0000073507	380.00	0.66% 2.50		20/08/07 17:20:00	358,253 136,055,040.00
MOL HUNGARIAN OIL & GAS P... HU0000153937	1,840.00	2.62% 47.00		20/08/07 17:20:00	1,108,264 2,018,877,648.00
MONETA MONEY BANK A.S. CZ0008040318	54.20	0.18% 0.10		20/08/07 16:25:10	668,195 36,165,247.70
O2 CZECH REPUBLIC AS CZ0009093209	219.50	0.23% 0.50		20/08/07 16:25:20	12,109 2,670,395.50
OPUS GLOBAL HU0000110226	255.00	9.91% 23.00		20/08/07 17:20:00	466,454 118,691,680.00
OTP BANK PLC HU0000061726	10,430.00	0.87% 90.00		20/08/07 17:20:00	920,812 9,684,351,740.00
PGE POLSKA GRUPA ENERGETY... PLPGER000010	1.3865	-4.94% -0.07		20/08/07 17:26:12	- -
PHILIP MORRIS(CZ) CZK1000 CS0008418869	13,180.00	-0.60% -80.00		20/08/07 16:25:26	3,085 40,380,700.00
PKN ORLEN SA PLPKN0000018	11.875	0.59% 0.07		20/08/07 17:26:12	200 2,452.00
POLSKIE GORNICTWO NAFTOWE... PLPGNIG00014	1.1155	0.22% 0.00		20/08/07 17:26:13	- -
POWSZECHNA KASA OSZCZED B... PLPKO0000016	4.757	-6.98% -0.36		20/08/07 20:34:35	2,000 9,514.00

AUSTRIA CECE OVERALL(EUR)

POWSZECHNY ZAKLAD UBEZPIE... PLPZU0000011	5.538	-5.62% -0.33		20/08/07 17:26:12	- -
STOCK SPIRITS GROUP PLC GB00BF5SDZ96	65.30	0.00% 0.00		20/08/07 16:25:20	833 54,394.90
VIENNA INSURANCE GROUP AT0000908504	18.96	0.21% 0.04		20/08/07 17:35:09	39,478 746,746.26