

AUSTRIA CECE OVERALL(EUR)

ISIN: AT0000726476 WKN: -

Overview

2020/02/17 17:45:02

Price

1,725.41 EUR

Difference  0.26% (4.53)







General attributes

ISIN	AT0000726476
Symbol	-
Country	Czech Republic
Instruments in index	30
Type of index	Performance Index
Security type	Index

Market data

Open	1,722.04 EUR
High	1,733.58 EUR
Low	1,722.04 EUR
Close (prev. day)	1,720.88 EUR
Trading volume (m)	-
Volume (pcs)	-

Top 5

Name 	Price	+ - (%)	Trend 
OPUS GLOBA...	293.80	+2.37	
MOL HUNGAR...	2,602.00	+1.80	
RICHTER GE...	6,990.00	+1.01	
CEZ AS	504.00	+0.80	
OTP BANK P...	15,250.00	+0.66	

Intraday 1W 1M 6m 1Y 3Y

Flop 5

Name 	Price	+ - (%)	Trend 
4IG NYILVA...	590.00	-5.14	
CIG PANNON...	185.00	-0.86	
APPENNIN H...	370.00	-0.80	
VIENNA INS...	24.90	-0.40	

5Y



Information about previous performance does not guarantee future performance.

Source: FactSet

Recent research

on market		
Date	Headline	Download
2020/02/17	 České shrnutí reportu na Avast z 17.02.2020	
2020/02/17	 Poland springs into 2020 releases	
2020/02/17	 Akciové trhy - denní zpráva	
2020/02/17	 Ranní restart	
2020/02/17	 Poland opens 1Q20 data releases	

KOFOLA CES... 261.00 -0.38 

Intraday 1W 1M 6m 1Y 3Y

Futures and Options

Related Futures 8

Related Options -

Details

2020/02/17 17:45:02

Price

1,725.41 EURDifference  0.26% (4.53)

General attributes

ISIN AT0000726476

Symbol -

Country Czech Republic

Security type Index

Instruments in index 30

Market data

Open 1,722.04 EUR

High 1,733.58 EUR

Low 1,722.04 EUR

Close (prev. day) 1,720.88 EUR

Trading volume (m) -

Volume (pcs) -

Performance and Risk

	6m	1Y	3Y
Perf (%)	+7.43%	-1.91%	+4.88%
Perf (abs.)	+119.27	-33.62	+80.22
Beta	-	-	-
Volatility	13.79	12.99	14.07



Information about previous performance does not guarantee future performance.
Source: FactSet

Price data

Ø price 5 days Ø volume 5 days (pcs.)	1,716.89 EUR (0)
Ø price 30 days Ø volume 30 days (pcs.)	1,712.24 EUR (0)
Ø price 100 days Ø volume 100 days (pcs.)	1,702.00 EUR (0)
Ø price 250 days Ø volume 250 days (pcs.)	1,717.84 EUR (0)
YTD High date	1,770.57 EUR (2020/01/02)
YTD Low date	1,643.43 EUR (2020/02/03)
52 Weeks High date	1,855.55 EUR (2019/04/17)
52 Weeks Low date	1,556.65 EUR (2019/08/28)

Composition

Name  ISIN	Price	Diff %  Diff +/-	Performance 	Date Time	Turnover Pc.  Turnover Money 
4IG NYILVANOSAN MUKODO RE... HU0000167788	590.00	-5.14% -32.00		20/02/17 17:20:00	299,833 178,355,847.00
ANY SECURITY PRINTING COM... HU0000093257	1,380.00	-0.36% -5.00		20/02/17 17:19:59	353 485,625.00
APPENNIN HLDGS HUF100 HU0000102132	370.00	-0.80% -3.00		20/02/17 17:20:00	6,714 2,472,667.00
BANK PEKAO SA PLPEKAO00016	101.85	-% -		20/02/17 16:50:00	- -
BANK ZACHODNI WBK S.A. PLBZ00000044	395.55	-% -		20/02/17 16:50:00	- -
CD PROJEKT SA PLN1.00 PLOPTTC00011	77.00	-% -		20/02/17 21:10:57	1,285 98,909.72
CENTRAL EUROPEAN MEDIA EN... BMG200452024	102.60	0.20% 0.20		20/02/17 16:06:40	14,165 1,450,347.00
CEZ AS CZ0005112300	504.00	0.80% 4.00		20/02/17 16:25:16	54,840 27,576,798.50
CIG PANNONIA LIFE INSURAN... HU0000170162	185.00	-0.86% -1.60		20/02/17 17:20:00	23,647 4,403,182.00
DINO POLSKA SA PLN0.10 PLDINPL00011	77.50	-% -		20/02/17 16:50:00	- -
ERSTE GROUP BANK AG AT0000652011	883.00	0.00% 0.00		20/02/17 16:25:19	11,816 10,456,468.00
GRUPA LOTOS SA PLLOTOS00025	58.70	-% -		20/02/17 16:50:00	- -
KGHM POLSKA MIEDZ SA PLN1... PLKGHM000017	112.85	-% -		20/02/17 16:50:00	- -
KOFOLA CESKOSLOVENSKO AS ... CZ0009000121	261.00	-0.38% -1.00		20/02/17 16:25:22	55,014 14,412,623.00
KOMERCNI BANKA CZ0008019106	787.00	-0.06% -0.50		20/02/17 16:25:29	72,629 57,385,333.50
LPP SA PLN2.00 PLLPP0000011	9,010.00	-% -		20/02/17 16:50:00	- -
MAGYAR TELEKOM TELECOMMUN... HU0000073507	453.00	0.22% 1.00		20/02/17 17:20:00	228,927 103,850,744.00
MOL HUNGARIAN OIL & GAS P... HU0000153937	2,602.00	1.80% 46.00		20/02/17 17:20:00	375,046 969,920,066.00
MONETA MONEY BANK A.S. CZ0008040318	84.30	-0.35% -0.30		20/02/17 16:25:13	560,478 47,210,514.45
O2 CZECH REPUBLIC AS CZ0009093209	231.00	0.22% 0.50		20/02/17 16:25:19	20,597 4,777,812.50
OPUS GLOBAL HU0000110226	293.80	2.37% 6.80		20/02/17 17:20:00	177,976 52,384,398.00
OTP BANK PLC HU0000061726	15,250.00	0.66% 100.00		20/02/17 17:20:00	119,497 1,823,242,020.00
PGE POLSKA GRUPA ENERGETY... PLPGER000010	11.97	-% -		20/02/17 16:50:00	- -
PHILIP MORRIS(CZ) CZK1000 CS0008418869	15,500.00	0.39% 60.00		20/02/17 16:25:18	173 2,680,900.00
PKN ORLEN SA PLPKN0000018	109.40	-% -		20/02/17 16:50:00	- -

AUSTRIA CECE OVERALL(EUR)

POLSKIE GORNICTWO NAFTOWE... PLPGNIG00014	6.23	-%	-	20/02/17 16:50:00	-	-
POWSZECHNA KASA OSZCZED B... PLPKO0000016	35.90	0.31%	0.11	20/02/17 16:50:00	-	-
POWSZECHNY ZAKLAD UBEZPIE... PLPZU0000011	42.09	-%	-	20/02/17 16:50:00	-	-
RICHTER GEDEON VEGYE.GYÁR... HU0000123096	6,990.00	1.01%	70.00	20/02/17 17:20:00	210,543	1,473,550,060.00
VIENNA INSURANCE GROUP AT0000908504	24.90	-0.40%	-0.10	20/02/17 17:35:28	25,958	645,781.90