

AUSTRIA CECE OVERALL(EUR)

ISIN: AT0000726476 WKN: -

Overview

2019/12/13 17:45:01

Price

1,707.60 EURDifference  0.34% (5.80)








General attributes

ISIN	AT0000726476
Symbol	-
Country	Czech Republic
Instruments in index	30
Type of index	Performance Index
Security type	Index

Market data

Open	1,702.23 EUR
High	1,718.25 EUR
Low	1,702.23 EUR
Close (prev. day)	1,701.80 EUR
Trading volume (m)	-
Volume (pcs)	-

Top 5

Name 	Price	+ - (%)	Trend 
RICHTER GE...	6,210.00	+2.22	
4IG NYILVA...	672.00	+1.82	
MONETA MON...	84.55	+1.02	
OTP BANK P...	15,600.00	+0.65	
APPENNIN H...	388.00	+0.52	

Intraday **1W** 1M 6m 1Y 3Y

Flop 5

Name 	Price	+ - (%)	Trend 
CIG PANNON...	191.00	-2.05	
ERSTE GROU...	32.58	-1.09	
CENTRAL EU...	4.47	-0.39	
KOFOLA CES...	282.00	-0.35	

5Y



Information about previous performance does not guarantee future performance.

Source: FactSet

Recent research

on market		
Date	Headline	Download
2019/12/13	 CZ Ranní restart	
2019/12/13	 Akciové trhy - denní zpráva	
2019/12/12	 CEE Outlook Slowdown on CEE horizon	
2019/12/12	 Akciové trhy - denní zpráva	
2019/12/12	 CZ Ranní restart	

O2 CZECH R... 234.50 -0.21 

Intraday 1W 1M 6m 1Y 3Y

Futures and Options

Related Futures 8

Related Options -

Details

2019/12/13 17:45:01

Price

1,707.60 EURDifference  0.34% (5.80)

General attributes

ISIN AT0000726476

Symbol -

Country Czech Republic

Security type Index

Instruments in index 30

Market data

Open 1,702.23 EUR

High 1,718.25 EUR

Low 1,702.23 EUR

Close (prev. day) 1,701.80 EUR

Trading volume (m) -

Volume (pcs) -

Performance and Risk

	6m	1Y	3Y
Perf (%)	-2.26%	-2.31%	+17.84%
Perf (abs.)	-39.41	-40.31	+258.46
Beta	-	-	-
Volatility	13.90	13.12	13.97

5Y






Information about previous performance does not guarantee future performance.

Source: FactSet

Price data

Ø price 5 days Ø volume 5 days (pcs.)	1,680.58 EUR (0)
Ø price 30 days Ø volume 30 days (pcs.)	1,715.53 EUR (0)
Ø price 100 days Ø volume 100 days (pcs.)	1,669.56 EUR (0)
Ø price 250 days Ø volume 250 days (pcs.)	1,724.08 EUR (0)
YTD High date	1,855.55 EUR (2019/04/17)
YTD Low date	1,556.65 EUR (2019/08/28)
52 Weeks High date	1,855.55 EUR (2019/04/17)
52 Weeks Low date	1,556.65 EUR (2019/08/28)

Composition

Name  ISIN	Price	Diff %  Diff +/-	Performance 	Date Time	Turnover Pc.  Turnover Money 
4IG NYILVANOSAN MUKODO RE... HU0000167788	672.00	1.82% 12.00		19/12/13 17:19:59	914,656 610,106,734.00
ANY SECURITY PRINTING COM... HU0000093257	1,375.00	0.00% 0.00		19/12/13 17:20:00	11,760 16,224,665.00
APPENNIN HLDGS HUF100 HU0000102132	388.00	0.52% 2.00		19/12/13 17:20:00	44,027 16,819,539.00
BANK PEKAO SA PLPEKAO00016	98.70	-% -		19/12/13 16:50:00	- -
BANK ZACHODNI WBK S.A. PLBZ00000044	395.55	-% -		19/12/13 16:50:00	- -
CD PROJEKT SA PLN1.00 PLOPTTC00011	60.54	-0.98% -0.60		19/12/13 17:27:25	153 9,368.30
CENTRAL EUROPEAN MEDIA EN... BMG200452024	103.40	-0.39% -0.40		19/12/13 16:25:16	2,470 254,948.00
CEZ AS CZ0005112300	504.50	-0.20% -1.00		19/12/13 16:25:14	202,867 102,266,254.50
CIG PANNONIA LIFE INSURAN... HU0000170162	191.00	-2.05% -4.00		19/12/13 17:20:00	127,424 24,451,384.00
DINO POLSKA SA PLN0.10 PLDINPL00011	77.50	-% -		19/12/13 16:50:00	- -
ERSTE GROUP BANK AG AT0000652011	833.80	-1.09% -9.20		19/12/13 16:25:12	135,034 114,104,416.00
GRUPA LOTOS SA PLLOTOS00025	58.70	-% -		19/12/13 16:50:00	- -
KGHM POLSKA MIEDZ SA PLN1... PLKGHM000017	112.85	-% -		19/12/13 16:50:00	- -
KOFOLA CESKOSLOVENSKO AS ... CZ0009000121	282.00	-0.35% -1.00		19/12/13 16:19:47	37,937 10,637,077.00
KOMERCNI BANKA CZ0008019106	804.00	0.50% 4.00		19/12/13 16:25:23	94,970 76,087,206.50
LPP SA PLN2.00 PLLPP0000011	9,010.00	-% -		19/12/13 16:50:00	- -
MAGYAR TELEKOM TELECOMMUN... HU0000073507	437.00	0.11% 0.50		19/12/13 17:20:00	663,026 290,025,048.00
MOL HUNGARIAN OIL & GAS P... HU0000153937	2,906.00	0.21% 6.00		19/12/13 17:19:59	515,979 1,504,813,938.00
MONETA MONEY BANK A.S. CZ0008040318	84.55	1.02% 0.85		19/12/13 16:25:27	1,526,252 129,172,861.40
O2 CZECH REPUBLIC AS CZ0009093209	234.50	-0.21% -0.50		19/12/13 16:25:28	87,386 20,440,447.00
OPUS GLOBAL HU0000110226	330.00	0.30% 1.00		19/12/13 17:20:00	611,081 201,597,329.00
OTP BANK PLC HU0000061726	15,600.00	0.65% 100.00		19/12/13 17:20:00	693,773 10,899,998,200.00
PGE POLSKA GRUPA ENERGETY... PLPGER000010	11.97	-% -		19/12/13 16:50:00	- -
PHILIP MORRIS(CZ) CZK1000 CS0008418869	15,240.00	0.00% 0.00		19/12/13 16:25:06	1,280 19,571,020.00
PKN ORLEN SA PLPKN0000018	109.40	-% -		19/12/13 16:50:00	- -

AUSTRIA CECE OVERALL(EUR)

POLSKIE GORNICTWO NAFTOWE... PLPGNIG00014	6.23	-%	-	19/12/13 16:50:00	- -
POWSZECHNA KASA OSZCZED B... PLPKO0000016	35.20	-%	-	19/12/13 16:50:00	- -
POWSZECHNY ZAKLAD UBEZPIE... PLPZU0000011	42.09	-%	-	19/12/13 16:50:00	- -
RICHTER GEDEON VEGYE.GYÁR... HU0000123096	6,210.00	2.22%	135.00	19/12/13 17:20:00	704,279 4,340,687,750.00
VIENNA INSURANCE GROUP AT0000908504	25.45	-0.20%	-0.05	19/12/13 17:35:29	95,319 2,420,294.15