

## AUSTRIA CECE CTX(EUR)

ISIN: **AT0000726443** WKN: -

## Overview

2024/09/19 09:08:06

Price

**1,986.53** EURDifference  0.33% (6.53)

## General attributes

ISIN AT0000726443

Symbol -

Country Czechia

Instruments in index 9

Type of index Price Index

Security type Index

## Market data

Open 1,980.63 EUR

High 1,986.95 EUR

Low 1,978.17 EUR

Close (prev. day) 1,980.00 EUR

Trading volume (m) -

Volume (pcs) -

## Top 5

Name 	Price	+ - (%) 	Trend 
ERSTE GROU...	48.11	+1.13	
COLT CZ GR...	625.00	+0.81	
KOMERCNI B...	768.00	+0.59	
CEZ AS	857.00	+0.23	

Intraday 1W 1M 6m 1Y 3Y

## Flop 5

Name 	Price	+ - (%) 	Trend 
MONETA MON...	108.60	-1.27	
KOFOLA CES...	326.00	-0.31	

Intraday 1W 1M 6m 1Y 3Y

## Futures and Options

Related Futures -

Related Options -

5Y














Information about previous performance does not guarantee future performance.

Source: FactSet

## Recent research

## on market

Date	Headline	Download 
2024/09/19	 Akciové trhy - denní zpráva	
2024/09/18	 Český automobilový průmysl a trh v kostce: Výroba ...	
2024/09/18	 Akciové trhy - denní zpráva	
2024/09/18	 CZ Ranní restart	
2024/09/17	 Studie: Zaměstnanost v evropském zemědělství klesá...	

## Details

2024/09/19 09:08:06

Price

**1,986.53** EUR

Difference



0.33% (6.53)

## General attributes

ISIN AT0000726443

Symbol -

Country Czechia

Security type Index

Instruments in index 9

## Market data

Open 1,980.63 EUR

High 1,986.95 EUR

Low 1,978.17 EUR

Close (prev. day) 1,980.00 EUR

Trading volume (m) -

Volume (pcs) -

## Performance and Risk






	6m	1Y	3Y
Perf (%)	+5.61%	+12.96%	+19.14%
Perf (abs.)	+105.18	+227.14	+318.08
Beta	-	-	-
Volatility	12.70	11.10	19.23



## Price data

Ø price 5 days   Ø volume 5 days (pcs.)	1,984.21 EUR (0)
Ø price 30 days   Ø volume 30 days (pcs.)	1,992.58 EUR (0)
Ø price 100 days   Ø volume 100 days (pcs.)	1,988.29 EUR (0)
Ø price 250 days   Ø volume 250 days (pcs.)	1,899.59 EUR (0)
YTD High   date	2,037.19 EUR (2024/09/03)
YTD Low   date	1,791.79 EUR (2024/03/05)
52 Weeks High   date	2,037.19 EUR (2024/09/03)
52 Weeks Low   date	1,719.00 EUR (2023/10/06)

## Composition

Name  ISIN	Price	Diff %  Diff +/-	Performance 	Date Time	Turnover Pc.  Turnover Money 
CEZ AS CZ0005112300	857.00	0.23% 2.00		24/09/19 09:08:06	1,419 1,217,401.50
COLT CZ GROUP SE CZK0.10 CZ0009008942	625.00	0.81% 5.00		24/09/19 09:07:23	275 171,875.00
ERSTE GROUP BANK AG AT0000652011	1,204.50	1.13% 13.50		24/09/19 09:07:54	6,956 8,367,190.50
KOFOLA CESKOSLOVENSKO AS ... CZ0009000121	326.00	-0.31% -1.00		24/09/19 09:03:06	780 254,280.00
KOMERCNI BANKA CZ0008019106	768.00	0.59% 4.50		24/09/19 09:06:50	352 269,760.00
MONETA MONEY BANK A.S. CZ0008040318	108.60	-1.27% -1.40		24/09/19 09:00:09	532 57,775.20
PHILIP MORRIS(CZ) CZK1000 CS0008418869	15,200.00	-0.39% -60.00		24/09/18 16:15:26	204 3,103,220.00
PRIMOCO UAV SE CZK1 CZ0005135970	910.00	0.00% 0.00		24/09/19 09:00:07	20 18,200.00
VIENNA INSURANCE GROUP AT0000908504	753.00	0.00% 0.00		24/09/19 09:03:26	400 300,300.00