

AUSTRIA CECE CTX(EUR)

ISIN: AT0000726443 WKN: -

Overview

2024/09/18 14:18:00

Price

1,981.14 EURDifference  -0.21% (-4.14)

General attributes

ISIN	AT0000726443
Symbol	-
Country	Czechia
Instruments in index	9
Type of index	Price Index
Security type	Index

Market data

Open	1,985.84 EUR
High	1,988.75 EUR
Low	1,977.57 EUR
Close (prev. day)	1,985.28 EUR
Trading volume (m)	-
Volume (pcs)	-

Top 5

Name	Price	+ - (%)	Trend
PRIMOCO UA...	910.00	+1.11	
KOFOLA CES...	328.00	+0.92	
COLT CZ GR...	622.00	+0.32	
CEZ AS	856.00	+0.12	

Intraday 1W 1M 6m 1Y 3Y

Flop 5

Name	Price	+ - (%)	Trend
MONETA MON...	108.40	-1.45	
VIENNA INS...	30.15	-1.18	
PHILIP MOR...	15,200.00	-0.39	
KOMERCNI B...	765.00	-0.39	

Intraday 1W 1M 6m 1Y 3Y

5Y













Information about previous performance does not guarantee future performance.

Source: FactSet

Recent research

on market

Date	Headline	Download
2024/09/18	 Akciové trhy - denní zpráva	
2024/09/18	 CZ Ranní restart	
2024/09/17	 Studie: Zaměstnanost v evropském zemědělství klesá...	
2024/09/17	 Akciové trhy - denní zpráva	
2024/09/17	 Ranní restart: Kapacita, VŠ, giga lis a trolení	

Futures and Options

Related Futures -

Related Options -

Details

2024/09/18 14:18:00

Price

1,981.14 EUR

Difference

**-0.21% (-4.14)**

General attributes

ISIN AT0000726443

Symbol -

Country Czechia

Security type Index

Instruments in index 9

Market data

Open 1,985.84 EUR

High 1,988.75 EUR

Low 1,977.57 EUR

Close (prev. day) 1,985.28 EUR

Trading volume (m) -

Volume (pcs) -

Performance and Risk

	6m	1Y	3Y
Perf (%)	+6.37%	+13.09%	+19.46%
Perf (abs.)	+118.97	+229.75	+323.36
Beta	-	-	-
Volatility	12.69	11.10	19.25






Information about previous performance does not guarantee future performance.

Source: FactSet

Price data

Ø price 5 days Ø volume 5 days (pcs.)	1,982.67 EUR (0)
Ø price 30 days Ø volume 30 days (pcs.)	1,991.81 EUR (0)
Ø price 100 days Ø volume 100 days (pcs.)	1,988.38 EUR (0)
Ø price 250 days Ø volume 250 days (pcs.)	1,898.57 EUR (0)
YTD High date	2,037.19 EUR (2024/09/03)
YTD Low date	1,791.79 EUR (2024/03/05)
52 Weeks High date	2,037.19 EUR (2024/09/03)
52 Weeks Low date	1,719.00 EUR (2023/10/06)

Composition

Name  ISIN	Price	Diff %  Diff +/-	Performance 	Date Time	Turnover Pc.  Turnover Money 
CEZ AS CZ0005112300	856.00	0.12% 1.00		24/09/18 14:17:32	31,951 27,303,570.00
COLT CZ GROUP SE CZK0.10 CZ0009008942	622.00	0.32% 2.00		24/09/18 14:15:51	10,278 6,393,506.00
ERSTE GROUP BANK AG AT0000652011	1,197.00	0.00% 0.00		24/09/18 14:03:14	11,273 13,513,022.00
KOFOLA CESKOSLOVENSKO AS ... CZ0009000121	328.00	0.92% 3.00		24/09/18 14:11:30	5,139 1,687,143.00
KOMERCNI BANKA CZ0008019106	765.00	-0.39% -3.00		24/09/18 14:16:55	28,352 21,692,570.50
MONETA MONEY BANK A.S. CZ0008040318	108.40	-1.45% -1.60		24/09/18 14:13:20	127,024 13,774,201.80
PHILIP MORRIS(CZ) CZK1000 CS0008418869	15,200.00	-0.39% -60.00		24/09/18 13:35:47	179 2,723,340.00
PRIMOCO UAV SE CZK1 CZ0005135970	910.00	1.11% 10.00		24/09/18 09:52:04	98 88,230.00
VIENNA INSURANCE GROUP AT0000908504	753.00	-1.18% -9.00		24/09/18 13:50:51	1,180 889,195.00