

AUSTRIA CECE CTX(EUR)

ISIN: AT0000726443 WKN: -

Overview

2024/09/13 17:45:00

Price

1,987.81 EURDifference  0.11% (2.27)

General attributes

ISIN	AT0000726443
Symbol	-
Country	Czechia
Instruments in index	9
Type of index	Price Index
Security type	Index

Market data

Open	1,984.83 EUR
High	1,989.27 EUR
Low	1,979.52 EUR
Close (prev. day)	1,985.54 EUR
Trading volume (m)	-
Volume (pcs)	-

Top 5

Name 	Price	+ - (%) 	Trend 
PRIMOCO UA...	910.00	+2.25 	
ERSTE GROU...	48.06	+0.75 	
CEZ AS	859.00	+0.59 	

Intraday 1W 1M 6m 1Y 3Y

Flop 5

Name 	Price	+ - (%) 	Trend 
COLT CZ GR...	650.00	-0.61 	
KOFOLA CES...	333.00	-0.60 	
PHILIP MOR...	15,280.00	-0.26 	
VIENNA INS...	30.60	-0.26 	
KOMERCNI B...	763.50	-0.07 	

Intraday 1W 1M 6m 1Y 3Y

5Y



Information about previous performance does not guarantee future performance.

Source: FactSet

Recent research

on market

Date	Headline	Download 
2024/09/13	 Czechia Gradual economic recovery	
2024/09/13	 Akciové trhy - denní zpráva	
2024/09/13	 Ranní restart	
2024/09/13	 CEE Germany's underperformance is sneaking into ...	
2024/09/12	 Akciové trhy - denní zpráva	

Futures and Options

Related Futures -

Related Options -

Details

2024/09/13 17:45:00

Price

1,987.81 EUR

Difference



0.11% (2.27)

General attributes

ISIN AT0000726443

Symbol -

Country Czechia

Security type Index

Instruments in index 9

Market data

Open 1,984.83 EUR

High 1,989.27 EUR

Low 1,979.52 EUR

Close (prev. day) 1,985.54 EUR

Trading volume (m) -

Volume (pcs) -

Performance and Risk

	6m	1Y	3Y
Perf (%)	+6.99%	+14.28%	+21.22%
Perf (abs.)	+129.80	+248.35	+347.97
Beta	-	-	-
Volatility	12.70	11.10	19.26






Information about previous performance does not guarantee future performance.

Source: FactSet

Price data

Ø price 5 days Ø volume 5 days (pcs.)	1,988.75 EUR (0)
Ø price 30 days Ø volume 30 days (pcs.)	1,986.63 EUR (0)
Ø price 100 days Ø volume 100 days (pcs.)	1,987.98 EUR (0)
Ø price 250 days Ø volume 250 days (pcs.)	1,896.57 EUR (0)
YTD High date	2,037.19 EUR (2024/09/03)
YTD Low date	1,791.79 EUR (2024/03/05)
52 Weeks High date	2,037.19 EUR (2024/09/03)
52 Weeks Low date	1,719.00 EUR (2023/10/06)

Composition

Name  ISIN	Price	Diff %  Diff +/-	Performance 	Date Time	Turnover Pc.  Turnover Money 
CEZ AS CZ0005112300	859.00	0.59% 5.00		24/09/13 16:24:27	192,144 164,464,253.50
COLT CZ GROUP SE CZK0.10 CZ0009008942	650.00	-0.61% -4.00		24/09/13 16:18:08	9,657 6,289,427.00
ERSTE GROUP BANK AG AT0000652011	1,203.50	0.75% 9.00		24/09/13 16:21:14	39,394 47,309,262.50
KOFOLA CESKOSLOVENSKO AS ... CZ0009000121	333.00	-0.60% -2.00		24/09/13 16:18:42	1,649 549,692.00
KOMERCNI BANKA CZ0008019106	763.50	-0.07% -0.50		24/09/13 16:23:05	30,959 23,644,505.50
MONETA MONEY BANK A.S. CZ0008040318	110.00	0.00% 0.00		24/09/13 16:18:18	150,807 16,529,626.40
PHILIP MORRIS(CZ) CZK1000 CS0008418869	15,280.00	-0.26% -40.00		24/09/13 16:15:07	228 3,491,800.00
PRIMOCO UAV SE CZK1 CZ0005135970	910.00	2.25% 20.00		24/09/13 15:21:54	215 193,710.00
VIENNA INSURANCE GROUP AT0000908504	768.00	-0.26% -2.00		24/09/13 16:15:14	1,307 1,003,627.00